

**ANALYSIS ON THE INFLUENCE OF PRODUCTION VALUE, INVESTMENT,
AND LABOR IN THE MANUFACTURING INDUSTRY SECTOR AS WELL
AS THE WHOLESALE AND RETAIL TRADE SECTOR ON THE
ECONOMIC GROWTH OF SIDOARJO REGENCY**

UNDERGRADUATE THESIS



By:

Cindy Nur Hayati

22011010209/FEB/EP

**DEVELOPMENT ECONOMICS STUDY PROGRAM
FACULTY OF ECONOMICS AND BUSINESS
UNIVERSITAS PEMBANGUNAN NASIONAL " VETERAN "
JAWA TIMUR**

2026

**ANALYSIS ON THE INFLUENCE OF PRODUCTION VALUE, INVESTMENT,
AND LABOR IN THE MANUFACTURING INDUSTRY SECTOR AS WELL
AS THE WHOLESALE AND RETAIL TRADE SECTOR ON THE
ECONOMIC GROWTH OF SIDOARJO REGENCY**

UNDERGRADUATE THESIS

Submitted as one of the requirements to obtain

a Bachelor's Degree In Economics



By:

Cindy Nur Hayati

22011010209/FEB/EP

**DEVELOPMENT ECONOMICS STUDY PROGRAM
FACULTY OF ECONOMICS AND BUSINESS
UNIVERSITAS PEMBANGUNAN NASIONAL "VETERAN"
JAWA TIMUR**

2026

UNDERGRADUATE THESIS

**ANALYSIS ON THE INFLUENCE OF PRODUCTION VALUE, INVESTMENT,
AND LABOR IN THE MANUFACTURING INDUSTRY SECTOR AS WELL
AS THE WHOLESALE AND RETAIL TRADE SECTOR ON THE
ECONOMIC GROWTH OF SIDOARJO REGENCY**


By:


Cindy Nur Hayati
22011010209/FEB

**Defended Before and Approved by the Board of Examiners
Development Economics Study Program Faculty of Economics and Business
Universitas Pembangunan Nasional "Veteran" Jawa Timur
Date: May 12, 2026**


**Approved by:
Advisor**

**Board of Examiners:
Chairperson**


Sishadiyati, S.E., M.M., CRMO
NIP. 198012162021212006


Prof. Dr. Svamsul Huda, S.E., M.T
NIP. 195908281990031001

Examiner


Dr. Mohammad Wahed, S.E., M.E
NIP. 17119880120040

**Acknowledged by,
Dean of the Faculty of Economics and Business
Universitas Pembangunan Nasional "Veteran" Jawa Timur**


Dr. Dra. Ec. Tri Kartika Pertiwi, M.Si, CRP.,
NIP. 196304201991032001

UNDERGRADUATE THESIS ORIGINALITY STATEMENT

I, the undersigned :

Name : Cindy Nur Hayati
NPM : 22011010209
Program : Undergraduate Program
Study Program : Development Economics
Faculty : Faculty of Economics and Business

Hereby declare that this undergraduate thesis does not contain any part of other scientific works that have previously been submitted to obtain an academic degree at any higher education institution. Furthermore, there are no works or opinions written or published by other individuals or institutions, except those properly cited in this thesis and fully listed in the bibliography.

I also declare that this undergraduate thesis is free from any form of plagiarism. If in the future any indication of plagiarism is found in this thesis, I am willing to accept sanctions in accordance with the applicable laws and regulations.

Thus, this statement is made truthfully and without any coercion from any party, to be used as appropriate.

Surabaya, May 12, 2026

The Declarant,



Cindy Nur Hayati
22011010209

FOREWORD

Praise be to the author for the presence of Allah SWT, because of His blessings and grace and gifts, the author was able to complete this thesis entitled "**Analysis on The Influence of Production Value, Investment, and Labor In The Manufacturing Industry Sector as well as The Wholesale and Retail Trade Sector on The Economic Growth of Sidoarjo Regency**" This thesis was prepared as one of the requirements to obtain a Bachelor of Economics degree at the Development Economics Study Program of the "Veteran" National Development University of East Java. The writing of this thesis is inseparable from the help, support, and guidance from various parties, especially the supervisor **Mrs. Sishadiyati, S.E., M.M., CRMO** for the full guidance and direction given to the author. In addition, on this occasion, the author would like to express his deepest gratitude to:

1. Mr. Prof. Dr. Ir. Akhmad Fauzi, MMT as the rector of the "Veteran" National Development University of East Java.
2. Mrs. Dr. Dra. Ec. Tri Kartika Pertiwi, M.Si, Crp as the Dean of the Faculty of Economics and Business, National Development University "Veteran" East Java.
3. Mr. Riko Setya Wijaya, SE, MM, as the Head of the Development Economics Study Program at the Faculty of Economics and Business, National Development University "Veteran" East Java.
4. Most of all, the author would like to thank my beloved father, and beloved mother, for all the sacrifices, material support, guidance, and prayers that

always accompany every step of the author's academic journey. Compassion, example, and advice Dad and Mother has formed a character, mentality, patience, determination, and fighting spirit of the writer, so that the writer is able to face challenges and continue to move forward with confidence. Every word of encouragement, warm hugs, and sincere prayers of Dad and Mother becomes a light that guides the writer when tired, doubtful, or lost, strengthens the heart, and fosters the courage to keep fighting. This small work is a small manifestation of the author's gratitude, devotion, and love, as a token of gratitude for the unending love, guidance, and life learning. May Allah SWT always bless your father and mother with health, happiness, blessings, and longevity, so that you can always watch the author grow, learn, and achieve his goals. Father and Mother, the Author always loves, respects, and prays for you with all your heart and soul.

5. Myself who always struggles in joy and sorrow and never gives up in anything until this work can be written. The author expresses many thanks to myself for every precious tear poured out in solitude. May the author be given health and success so that he can make his parents happy.

Surabaya, May 22, 2026

Author

TABLE OF CONTENTS

	Page
FOREWORD	iii
TABLE OF CONTENTS	vi
TABLE LIST	viii
ABSTRACT	xii
CHAPTER I INTRODUCTION	1
1.1. Background	1
1.2. Problem Formulation.....	10
1.3. Research Objectives	10
1.4. Research Benefits	11
1.5. Scope of Research	11
CHAPTER II THEORETICAL FOUNDATION	13
2.1 Economic Growth.....	13
2.1.1 Definition of Economic Growth	13
2.1.2 Theory Economics Neoclassical Robert Solow	15
2.1.3 Michael Porter's Regional Theory of Competitive Advantage.....	16
2.2 Relationship Between Research Variables	18
2.3 Previous Research	20
2.4 Research Mindset	23
2.5 Hypothesis Concept.....	24
CHAPTER III RESEARCH METHODS	25
3.1 Types of Research	25
3.2 Nature of Research	26
3.3 Location and Research Period	27
3.4 Population and Sample	27
3.4.1 Population	27
3.4.2 Sample Size Determination Technique.....	27
3.5 Data Source	28
3.6 Data Collection Methods.....	28
3.7 Variable Operational Definition.....	28
3.7.1 Variable Dependency.....	29
3.7.2 Independent Variables	30
3.8 Data Analysis	32
3.8.1 Classic Assumption Test.....	32

3.8.2 Heteroscedasticity test	33
3.8.3 Multicollinearity test.....	35
3.8.4 Autocorrelation test.....	36
3.8.5 Multiple Linear Regression Analysis	38
3.8.6 Hypothesis Test.....	39
3.8.8 T test	41
3.8.9 Coefficient of Determination (R^2)	42
CHAPTER IV RESULTS AND DISCUSSION	44
4.1 Definition of Research Object	44
4.2 Overview and Contribution of the Processing Industry Sector	44
4.3 Overview and Contribution of the Wholesale and Retail Trade Sector ..	46
4.4 Description of Research Variables	48
4.4.1 Economic Growth of the Processing Industry Sector	48
4.4.2 Economic Growth of the Large Trade and Retail Sector.....	49
4.4.3 Production Value in the Processing Industry Sector	50
4.4.4 Investment in the Processing Industry Sector.....	53
4.4.5 Investment in the Large Trade and Retail Sector	55
4.4.6 Labor in the Processing Industry Sector	56
4.4.7 Workforce in the Wholesale and Retail Trade Sector	57
4.5 Classic Assumption Test	58
4.5.1 Normality Test	58
4.5.2 Multicollinearity Test	60
4.5.3 Heteroscedasticity Test.....	61
4.5.4 Autocorrelation Test	62
4.6 Analysis of the Multiple Linear Regression	64
4.6.1 Results of Multiple Linear Regression Analysis of the Processing Industry Sector.....	64
4.6.2 Results of Multiple Linear Regression Analysis of the Large and Retail Trade Sector.....	66
4.7 Hypothesis Test	68
4.7.1 F Test	68
4.7.2 T Test.....	69
4.7.3 Coefficient of Determination (R^2)	71
4.8 Discussion	72
4.8.2 The Influence of Investment in the Processing Industry Sector and the Large Trade and Retail Sector on Economic Growth.....	76
CHAPTER V CONCLUSIONS AND SUGGESTIONS.....	84
5.1 Conclusion.....	84
5.2 Suggestions.....	85
REFERENCES.....	88
APPENDIX.....	92

TABLE LIST

	Page
Table 4.1 ADHK GDP and Contribution of the Sidoarjo Regency Processing Industry Sector in 2010-2024 (in billions of rupiah)	45
Table 4.2 ADHK GDP and Contribution of the Wholesale and Retail Trade Sector of Sidoarjo Regency in 2010-2024 (in billions of rupiah)	47
Table 4.3 Descriptive Statistics of Economic Growth Observation Results of the Processing Industry Sector (in billions of rupiah)	48
Table 4.4 Descriptive Statistics of GDP as a result of observations of the Wholesale and Retail Trade Sector (in billions of rupiah).....	49
Table 4.5 Development of the Production Value of the Industrial Sector of Sidoarjo Regency in 2010-2024 (in billions of rupiah)	51
Table 4.6 Development of Production Value of the Wholesale and Retail Trade Sector of Sidoarjo Regency in 2010-2024 (in billions of rupiah).....	52
Table 4.7 Investment in the Processing Industry Sector of Sidoarjo Regency in 2010-2024 (in billions of rupiah)	54
Table 4.8 Investment in the Large Trade and Retail Sector of Sidoarjo Regency in 2010-2024 (in billions of rupiah)	55
Table 4.9 Workforce of the Processing Industry Sector of Sidoarjo Regency in 2010-2024 (in the soul)	56
Table 4.10 Workforce of the Wholesale Trade and Retail Sector of Sidoarjo Regency in 2010-2024 (in the soul).....	57
Table 4.11 Results of Normality Test of the Processing Industry Sector	58
Table 4.12 Results of Normality Test of the Wholesale & Retail Trade Sector	59
Table 4.13 Results of Multicollinearity Test for the Processing Industry Sector ..	60
Table 4.14 Results of the Multicollinearity Test for the Wholesale and Retail Trade Sector.....	61
Table 4.15 Heteroscedasticity Test Results of the Processing Industry Sector	61
Table 4.16 Heteroscedasticity Test Results of the Processing Industry Sector	62
Table 4.17 Heteroscedasticity Test Results of the Processing Industry Sector	63
Table 4.18 Test Results of the Large and Retail Trade Sector.....	63

Table 4.19 Test Results F of the Processing Industry Sector and the Wholesale and Retail Trade Sector.....68

Table 4.20 Test Results F of the Processing Industry Sector and the Wholesale and Retail Trade Sector.....69

Table 4.21 Results of the Coefficient of Determination Test for the Processing Industry Sector and the Wholesale and Retail Trade Sector.....71

FIGURE LIST

	Page
Figure 1.1 Graph of the Processing Industry Sector and the Wholesale and Retail Trade Sector on Economic Growth measured by the GDP of Sidoarjo Regency in 2010–2024 in (billion)	4
Figure 1.2 Graph of the Processing Industry Sector to Economic Growth measured by the GDP of Sidoarjo Regency in 2010–2024 in (billion).....	6
Figure 1.3 Graph of the Wholesale and Retail Trade Sector to Economic Growth as measured by the GDP of Sidoarjo Regency in 2010–2024 in (billion)	7
Figure 2.1 Conceptual Framework	23
Figure 4.1 Jarque bera Diagram of the Processing Industry Sector	59
Figure 4.2 Jarque bera Chart of Large and Retail Trade Sectors	59

LIST OF APPENDICES

	Page
Appendix 1. Data on Gross Regional Domestic Product of the Processing Industry Sector and the Wholesale Trade and Retail Sector GDP Data 2010-2024 (in the form of billions of rupiah).....	92
Appendix 2. Investment Data for the Processing Industry Sector and the Wholesale Trade and Retail Sector GDP Data 2010-2024 (in the form of billions of rupiah)	92
Appendix 3. Labor Data of the Processing Industry Sector and the Wholesale Trade and Retail Sector GDP Data 2010-2024 (in Souls/people).....	93
Appendix 4. Data on the Production Value of the Processing Industry Sector and the Wholesale and Retail Trade Sector (in billions of rupiah).....	94
Appendix 5. Normality Test Results of the Processing Industry Sector.....	94
Appendix 6. Heteroskedesticity Test Results of the Processing Industry Sector ..	95
Appendix 7. Multicolitarity Test Results of the Processing Industry Sector	95
Appendix 8. Autocorrelation Test Results of the Processing Industry Sector	96
Appendix 9. Multiple Linear Regression Results of Processing Industry Sector ..	96
Appendix 10. Hail Normality Test (<i>Jarque-bera</i>) Large trade and retail sectors..	97
Appendix 11. Heteroskedeticity Test (<i>Breusch-Pagan-Godfrey</i>) Large and retail trade sectors.....	97
Appendix 12. Multicollinearity Test Large trade and retail sector	98
Appendix 13. Autokorelasi Test Large trade and retail sector.....	98
Appendix 14. Multiple Linear Regression Large trade and retail sectors.....	99

**ANALYSIS OF THE INFLUENCE OF PRODUCTION, INVESTMENT,
AND LABOR VALUES OF THE PROCESSING INDUSTRY SECTOR AS
WELL AS THE LARGE TRADE AND RETAIL SECTOR ON THE
ECONOMIC GROWTH OF SIDOARJO REGENCY**

Cindy Nur Hayati
Development Economics Study Program
Faculty of Economics and Business
Universitas Pembangunan Nasional “Veteran” Jawa Timur
22011010209@student.upnjatim.ac.id

ABSTRACT

This study aims to analyze the influence of the value of production, investment and labor in the processing industry sector as well as the large trade and retail sectors on the economic growth of Sidoarjo Regency. The data used is secondary data from the Central Statistics Agency for the 2010-2024 period. The analysis method used is multiple linear regression in each sector to test the difference in the influence of independent variables on economic growth as measured by constant price GDP as a form of sector performance comparison. The results show that the value of production, investment, and labor has a different influence on economic growth in each sector. Broadly speaking, all variables have an effect on growth, but the magnitude of the influence shows that the variation in economic performance between the processing industry and large trade and retail sectors in Sidoarjo Regency in the processing industry sector has high yields that affect the workforce and in the large trade and retail sectors are very centered on investment value.

Keywords: Production Value, Investment, Labor, Economic Growth.