

FINAL PROJECT

**DOCUMENTARY PHOTOGRAPHY BOOK: PORTRAIT OF SOCIAL
ACCULTURATION AMONG THE COASTAL COMMUNITY
OF KARANGANTU PORT, SERANG, BANTEN**

To Fulfill Partial Requirements for Obtaining a Bachelor's Degree (S-1)



By:

Saarah Faadhilah Khansa

22052010060

Supervisor 1:

Dr. Aryo Bayu Wibisono, S.T., M.Med.Kom.

Supervisor 2:

Aninditya Daniar, S.Sn., M.Sn.

**STUDY PROGRAM OF VISUAL COMMUNICATION DESIGN
FACULTY OF ARCHITECTURE AND DESIGN
UNIVERSITAS PEMBANGUNAN NASIONAL "VETERAN" JAWA TIMUR
2025/2026**


APPROVAL PAGE

DOCUMENTARY PHOTOGRAPHY BOOK: PORTRAIT OF SOCIAL
ACCULTURATION AMONG THE COASTAL COMMUNITY
OF KARANGANTU PORT, SERANG, BANTEN


Compiled by:
SAARAH FAADHILAH KHANSA
22052010060

Has been defended in front of the Examiner Team
On : April 22, 2026

Supervisor 1


Dr. Aryo Bayu Wibisono, S.T., M.Med.Kom.
NIPPPK. 19831204 202121 1001


Supervisor 2


Aninditya Daniar, S.Sn., M.Sn.
NIP. 19941124 202406 2002

Examiner 1


Diana Aqidatun Nisa, S.T., M.Ds.
NIP. 19900611 201803 2001

Examiner 2


Mahimma Romadhona, S.T., M.Ds.
NIP. 19880428 201803 2001

This Final Project has been accepted as one of the requirements
to obtain a Bachelor of Design degree (S-1)

Dean Faculty of Architecture and Design



Ibnu Sholichin, S.T., M.T.
NIPPPK. 19710916 202121 1004

AGREEMENT PAGE

**DOCUMENTARY PHOTOGRAPHY BOOK: PORTRAIT OF SOCIAL
ACCULTURATION AMONG THE COASTAL COMMUNITY
OF KARANGANTU PORT, SERANG, BANTEN**

**Compiled by:
SAARAH FAADHILAH KHANSA
22052010060**

Has been defended in front of the Examiner Team

On : April 22, 2026

Supervisor-1

Supervisor 2

**Dr. Arvo Bayu Wibisono, S.T., M.Med.Kom.
NIPPPK. 19831204 202121 1001**

**Aninditya Daniar, S.Sn., M.Sn.
NIP. 19941124 202406 2002**

**This Final Project has been accepted as one of the requirements
to obtain a Bachelor of Design degree (S-1)**

Head of Visual Communication Design Program

Masnuna, S.T., M.Sn.

NIPPPK. 19840512 202121 2004

STATEMENT OF FREE PLAGIARISM

I, the undersigned:

Name : Saarah Faadhilah Khansa
NPM : 22052010060
Program : Bachelor (S1)
Study Program : Visual Communication Design
Faculty : Architecture and Design

I declare that in this scientific document of Final Project there is no part of another scientific work that has been submitted to obtain an academic degree at a Higher Education institution, and there is also no work or opinion that has been written or published by another person/institution, except those that are written cited in this document and stated in full in the bibliography.

And I declare that this scientific document is free from elements of plagiarism. If in the future there is an indication of plagiarism in this Final Project, I am willing to accept sanctions in accordance with applicable laws and regulations.

Thus, I make this statement letter truthfully without any coercion from anyone and to be used as it should be.

Surabaya, May 20, 2026

The Undersigned,



Saarah Faadhilah Khansa

NPM. 22052010060

ABSTRACT

Karangantu Port, Serang City, Banten became a place of social acculturation in people's lives. This event occurred with the meeting between immigrant culture and Banten's local culture. However, this reality is not widely known to the public due to the lack of comprehensive documentation. Therefore, a documentary photography book was designed as a visual and narrative information media, archive of photographic documents, narrative media that describes acculturation and the cultures involved.

This design uses the Film Production Stages design method, which consists of pre-production, production, and post-production stages. The use of supporting methods such as fishbone diagram is applied to analyze the cause and effect of social phenomena, the three act structure method is used to organize the visual flow, and the principles of composition and visual storytelling are applied in shooting.

Through the analysis of data obtained from observations, interviews, and visual documentation, it is known that there is a significant acculturation process in the life of the Karangantu community. The acculturation is reflected in the social, cultural, economic, and architectural aspects of the coastal area. For example, the interaction between local Bantenese and Bugis, Javanese, and Sundanese migrants resulted in a harmonious form of social life, new traditions rooted in the old culture, and visual adaptations to the physical environment.

The resulting work is a documentary photography book that serves as an informative medium about the reality of acculturation that occurs in people's lives. Theoretically, this design contributes to the study of Visual Communication Design regarding narrative based visual communication. Practically, this work serves as a visual narrative reference for designers and photographers on social issues.

Keywords: acculturation, Banten, Bugis, film production stages.

FOREWORD

Praise and thanks be to Allah SWT, who has give mercy, grace, and blessings upon the author, enabling the completion of the Final Project for the Visual Communication Design program at Universitas Pembangunan Nasional "Veteran" Jawa Timur specifically, the design of a documentary photography book titled *Documentary Photography Book: Portrait of Social Acculturation Among The Coastal Community of Karangantu Port, Serang, Banten* on schedule. This project aims to serve as a source of information for the public and as a documentary archive regarding the phenomenon of acculturation between the Bugis and Cirebon migrant communities and the local residents of Banten. It is hoped that this project will fulfill the need for a documentary archive and that the phenomenon of acculturation diversity in Karangantu, Banten, will become more widely known.

The author would like to express gratitude to all parties who have assisted and supported the author throughout the design process, enabling it to be completed to the best of their ability. On this occasion, the author would like to thank:

1. To Allah SWT and the Prophet Muhammad SAW, who have granted the author strength, smooth progress, and ease throughout the design process, enabling this work to be successfully completed.
2. To Universitas Pembangunan Nasional "Veteran" Jawa Timur, which has provided the author with the opportunity to receive funding for this final project through the 2026 grant program.
3. Prof. Dr. Ir. Akhmad Fauzi, MMT., IPU, Rector of Universitas Pembangunan Nasional "Veteran" Jawa Timur.
4. Ibnu Sholichin, S.T., M.T., Dean of the Faculty of Architecture and Design at Universitas Pembangunan Nasional "Veteran" Jawa Timur.
5. Ms. Masnuna, S.T., M.Sn., as the Head of the Visual Communication Design Program at Universitas Pembangunan Nasional "Veteran" Jawa Timur.
6. Ms. Aileena Solicitor Costa Rica El Chidtian, S.T., M.Ds., as the Final Project Coordinator who provided guidance, information, and assistance throughout the final project process.

7. Dr. Aryo Bayu Wibisono, S.T., M.Med.Kom., as the primary supervisor, who provided guidance, support, and constructive feedback to the author throughout the design process until this work was successfully completed.
8. Ms. Aninditya Daniar, S.Sn., M.Sn., as the co-supervisor, who provided guidance and facilitated the administrative aspects of the Final Project.
9. Ms. Diana Aqidatun Nisa, S.T., M.Ds., and Ms. Mahimma Romadhona, S.T., M.Ds., as the primary and co-examiners, respectively, who provided constructive feedback during the Proposal Seminar and Colloquium 1.
10. Dr. Ita Junita Puspa Dewi, A.Pi., M.Pd., and Santoso Wibowo, as parents who consistently provided moral and financial support throughout the completion of the Final Project.
11. Mr. Andi Amir, Mr. Markani, Mr. Widri, Mr. Dwi, Mr. Abdurrahman, Mr. Hanapi, Mr. Yadi Ahyadi, Mr. Surya Lesmana, and Ms. Ratna Maharani, as the primary sources in the design of this work, who selflessly shared their experiences and insights, which greatly assisted the author in the data collection and development of this work.
12. Mr. Ambo and Mr. Umbik Purnama, as wedding photographers, who assisted the author in conducting on-site photography sessions.
13. Thank you to Tarisha, Dian, Zeprihana, and the Visual Communication Design students who provided support, assistance, encouragement, and camaraderie to the author throughout the design and compilation process of this work.
14. The author would like to express sincere gratitude to all parties who have contributed to and supported this design process.

The author acknowledges that this design is far from perfect and has shortcomings in both the report writing and the execution of the final results. Therefore, constructive criticism and suggestions are needed to help the author learn.

Surabaya, May 14, 2026



Saarah Faadhilah Khansa

TABLE OF CONTENTS

APPROVAL PAGE	ii
AGREEMENT PAGE	iii
STATEMENT OF FREE PLAGIARISM	iv
ABSTRACT	v
FOREWORD	vi
TABLE OF CONTENTS	viii
LIST OF FIGURES	xi
LIST OF TABLES	xv
LIST OF APPENDIX	xvi
CHAPTER I INTRODUCTION	1
1.1 Background.....	1
1.2 Problem Identification	5
1.3 Problem Statement.....	5
1.4 Scope of the Problem.....	6
1.5 Design Objectives	6
1.6 Benefits of the Design	6
1.7 Design Framework.....	7
CHAPTER II LITERATURE REVIEW AND EXISTING STUDIES	8
2.1 Operational Definition of the Title	8
2.2 Theoretical Framework.....	9
2.2.1 Photography Theory	9
2.2.2 The Theory of Documentary Photography	32
2.2.3 Theory of Visual Communication Design	33
2.2.4 Cultural Values.....	35
2.3 Stakeholders.....	40
2.4 Existing Studies	42
2.5 Comparative Study	44
CHAPTER III DESIGN METHODOLOGY	50
3.1 Design Method.....	50
3.2 Design Object	50

3.3	Pre-Production	51
3.3.1	Data Collection Techniques	51
3.3.2	Observation.....	51
3.3.2	Interview	53
3.3.3	Documentation.....	56
3.3.4	Literature Review	56
3.4	Production.....	59
3.4.1	Fishbone Diagram.....	59
3.4.2	Three Act Structure.....	60
3.4.3	Production Process.....	61
3.5	Post-Production.....	61
3.5.1	Photo Editing	62
3.5.2	Photo Coloring.....	62
3.5.3	Media Implementation Process.....	62
3.6	Target Audience	62
3.6.1	Demographic.....	62
3.6.2	Geographical.....	63
3.6.3	Psychological.....	63
3.7	Data Analysis Techniques.....	63
3.7.1	Interview Data Analysis.....	63
3.7.2	Observation Data Analysis	88
3.7.3	Documentation Data Analysis	88
3.7.4	Literature Review Data Analysis	89
3.8	Data Synthesis	89
3.9	Unique Selling Proposition (USP).....	89
	CHAPTER IV CONCEPT AND IMPLEMENTATION DESIGN	90
4.1	Conceptual Framework.....	90
4.1.1	Keywords.....	90
4.1.2	The Meaning of Keywords	91
4.1.3	The Meaning of Denotative	91
4.1.4	The Meaning of Connotative	91
4.1.5	Verbal Concept.....	92

4.1.6	Visual Concept.....	93
4.1.7	Media Concept.....	100
4.2	The Design Process.....	101
4.2.1	Rough Sketch.....	101
4.2.2	Comprehensive Design.....	106
4.2.3	Final Design.....	110
4.3	Implementation Media.....	115
4.4	Dissemination of Works.....	124
4.4.1	Exhibition	124
4.4.2	Journal Article.....	125
4.5	Project Budget Plan	126
	CHAPTER V CONCLUSION.....	130
5.1	Conclusion	130
5.2	Recommendations.....	131
	BLIBLIOGRAPHY	132
	APPENDIX	137

LIST OF FIGURES

Figure 1. 1 Karangantu Fishing Boat, 2025.....	1
Figure 1. 2 Condition of Karangantu Port, 2025	2
Figure 1. 3 Design Framework, 2025	7
Figure 2. 1 Line Element, 2025	12
Figure 2. 2 Texture Element, 2025	12
Figure 2. 3 Color Element, 2025	13
Figure 2. 4 Shape Element, 2025.....	13
Figure 2. 5 Space Element, 2025.....	14
Figure 2. 6 Triangle Exposure, 2025	15
Figure 2. 7 The Amount of Light Entering the Camera, 2025.....	15
Figure 2. 8 ISO in Photography, 2025	16
Figure 2. 9 Shutter Speed in Photography, 2025	17
Figure 2. 10 Key Light Element, 2025	18
Figure 2. 11 Fill Light Element, 2025	18
Figure 2. 12 Backlight Element, 2025.....	19
Figure 2. 13 Center Composition, 2025	20
Figure 2. 14 Rule of Thirds, 2025	20
Figure 2. 15 Spiral Golden Ratio Composition, 2025	21
Figure 2. 16 Diagonal Composition, 2025	22
Figure 2. 17 Selective Focus Element, 2025	22
Figure 2. 18 Hyperfocal Focus Element, 2025.....	23
Figure 2. 19 Freezing Element, 2025	23
Figure 2. 20 Silhouette Element, 2025	24
Figure 2. 21 Normal Angle, 2025	25
Figure 2. 22 High Angle, 2025	25
Figure 2. 23 Low Angle, 2025.....	26
Figure 2. 24 Bird's Eye View, 2025.....	26
Figure 2. 25 Frog's Eye View, 2025	27
Figure 2. 26 Extreme Long Shot, 2025	28
Figure 2. 27 Long Shot, 2025	28

Figure 2. 28 Medium Long Shot, 2025	29
Figure 2. 29 Medium Shot, 2025	29
Figure 2. 30 Medium Close Up, 2025	30
Figure 2. 31 Close Up, 2025.....	30
Figure 2. 32 Big Close Up, 2025	31
Figure 2. 33 Extreme Close Up, 2025	31
Figure 2. 34 Symmetrical Layout, 2025	33
Figure 2. 35 Assymethrical Layout, 2025.....	34
Figure 2. 36 YouTube Video Thumbnail: <i>Video Budaya Tradisi Suku Bugis</i> , 2026.....	42
Figure 2. 37 Documentary Photography Book <i>Masyarakat Petani di Pantai Sadeng</i> , 2025 ...	44
Figure 2. 38 Documentary Photography Book <i>Masyarakat Petani di Pantai Sadeng</i> , 2025 ...	45
Figure 2. 39 Documentary Photography Book <i>Susan Meiselas: In History</i> , 2008	47
Figure 2. 40 Documentary Photography Book Layout <i>Susan Meiselas: In History</i> , 2008	47
Figure 2. 41 Documentary Photography Book Layout <i>Susan Meiselas: In History</i> , 2008	48
Figure 3. 1 Film Production Stages Method, 2025.....	50
Figure 3. 2 Observation, 2025	52
Figure 3. 3 Interview, 2025.....	53
Figure 3. 4 Documentation of Karangantu Community, 2025	56
Figure 3. 5 Fishbone Diagram of Social Acculturation of.....	59
Figure 3. 6 Three Act Structure, 2025	60
Figure 4. 1 Keywords, 2025	90
Figure 4. 2 Bugis Script Reference Display Font, 2026.....	94
Figure 4. 3 Font Display Reference, 2026.....	95
Figure 4. 4 Body Text, 2025	95
Figure 4. 5 Color Palette, 2026.....	96
Figure 4. 6 Photography Book Layout Concept, 2026.....	97
Figure 4. 7 Photography Book Layout Concept, 2026	97
Figure 4. 8 Examples of Typography Design References, 2026	102
Figure 4. 9 Alternative Typographic Sketches, 2026.....	102
Figure 4. 10 Alternative Typographic Sketches, 2026.....	103
Figure 4. 11 Alternative Book Layout, 2026	103
Figure 4. 12 Alternative Photo Color Grading, 2026	104

Figure 4. 13 Alternative Monochrome Color Grading, 2026	104
Figure 4. 14 Stylized Water Waves, 2026.....	105
Figure 4. 15 Stylized Bugis Head Ornaments, 2026	105
Figure 4. 16 Sketch of Page Number Elements, 2026.....	106
Figure 4. 17 Outline of Paragraph Elements, 2026	106
Figure 4. 18 Comprehensive Typography, 2026.....	107
Figure 4. 19 Comprehensive Book Cover, 2026	107
Figure 4. 20 Comprehensive Combined Layout Book, 2026.....	108
Figure 4. 21 Comprehensive Portrait Layout Book, 2026.....	108
Figure 4. 22 Comprehensive Portrait Layout Book, 2026.....	109
Figure 4. 23 Comprehensive Photo Color Grading, 2026	109
Figure 4. 24 Comprehensive Page Number Element, 2026	110
Figure 4. 25 Comprehensive Paragraph Element, 2026	110
Figure 4. 26 Final Typography Title Design, 2026.....	111
Figure 4. 27 Final Book Cover, 2026	111
Figure 4. 28 Final Layout Book, 2026	112
Figure 4. 29 Final Layout Book, 2026	112
Figure 4. 30 Final Layout Book, 2026	112
Figure 4. 31 Final Layout Book, 2026	113
Figure 4. 32 Final Layout Book, 2026	113
Figure 4. 33 Preset Final Color Grading, 2026	114
Figure 4. 34 Preset Monochrome Color, 2026	114
Figure 4. 35 Implementation of the Final Element Design, 2026	115
Figure 4. 36 Main Media Front View, 2026	116
Figure 4. 37 Main Media Back View, 2026.....	116
Figure 4. 38 Main Media Content, 2026	117
Figure 4. 39 Poster, 2026.....	117
Figure 4. 40 Bookmark, 2026.....	118
Figure 4. 41 Book Cover, 2026	118
Figure 4. 42 Postcard, 2026	119
Figure 4. 43 Printed Photo, 2026.....	119
Figure 4. 44 ToteBag, 2026	120

Figure 4. 45 Sticker Pack, 2026.....	120
Figure 4. 46 Die Cut Sticker, 2026	121
Figure 4. 47 Pen, 2026.....	121
Figure 4. 48 Logo Stample, Envelope, Seal Wax, 2026	122
Figure 4. 49 Postage Stamp, 2026	122
Figure 4. 50 Paper Exploration, 2026.....	123
Figure 4. 51 Booklet Visual, 2026	123
Figure 4. 52 Exhibition Booth Design, 2026.....	124
Figure 4. 53 Passompe Exhibition Booth, 2026	125
Figure 4. 54 Scientific Article, 2026.....	126

LIST OF TABLES

Table 2. 1 Existing Study of Bugis Tribe Tradition Cultural Videos in Karangantu	43
Table 2. 2 Analysis of a Documentary Photography Book on Farming Communities	45
Table 2. 3 Documentary Photography Book Susan Meiselas “In History”	48
Table 4. 1 Project Budget Plan, 2026	126

LIST OF APPENDIX

A.	Appendix of Interview with Banten Traditional Leader.....	137
B.	Appendix of Interview with Bugis Traditional Leader (Modern)	141
C.	Appendix of Interview with Kampung Baru Bugis Leader.....	144
D.	Appendix of Interview with Cirebon Traditional Leader	150
E.	Appendix of Interview with Banten People	155
F.	Appendix of Interview with Bugis People	160
G.	Appendix of Interview with Cirebon People.....	163
H.	Appendix of Interview with Banten Historian	167
I.	Appendix of Interview with Karangantu Nusantara Fisheries Port (PPN).....	171
J.	Appendix of Interview with Cultural Preservation Center Region VIII Banten	177
K.	Appendix of Assistance and Revision Sheets.....	187
L.	Appendix of Research	194
M.	Appendix of Art Exhibition	197