

# ESPR\_Using molecular weight– based fluorescent detector to characterize dissolved effluent organic matter

*by* Euis Nurul Hidayah

---

**Submission date:** 12-Sep-2022 09:29PM (UTC+0700)

**Submission ID:** 1897985114

**File name:** ESPR\_2022.pdf (1.86M)

**Word count:** 7568

**Character count:** 41618



# Using molecular weight–based fluorescent detector to characterize dissolved effluent organic matter in oxidation ditch with algae

Euis Nurul Hidayah<sup>1</sup> · Okik Hendriyanto Cahyonugroho<sup>1</sup> · Elita Nurfitriyani Sulisty<sup>2</sup> · Nieke Karnaningroem<sup>3</sup>

Received: 18 August 2021 / Accepted: 5 August 2022

© The Author(s), under exclusive licence to Springer-Verlag GmbH Germany, part of Springer Nature 2022

## Abstract

Implementation of microalgae has been considered for enhancing effluent wastewater quality. However, it can cause environmental issues due to the release of extracellular and algal organic matter in the biological process. This study aimed to investigate the characteristics of dissolved effluent as algae- and bacteria-derived organic matter during the oxidation ditch process. Furthermore, experiments were conducted under three combinations filled by *Spirulina platensis*, *Chlorella vulgaris*, and without microalgae. The results showed that dissolved effluent organic matter was more aromatic and hydrophobic than before treatment. Fluorescence spectroscopy identified two components—aromatic protein-like and soluble microbial product-like components—at excitation/emission of 230/345 nm and 320/345 nm after treatment, instead of fulvic acid-like at 230/420 nm and humic acid-like at 320/420 nm in raw wastewater. These components were fractionated based on the average of molecular weight cut-offs (MWCOs), and high (MWCOs > 50,000 Da), medium (MWCOs 50,000–1650 Da), and low molecular weights (MWCOs < 1650 Da) were reported. Biological oxidation ditch under symbiosis algal bacteria generated humic and fulvic acid with a higher MWCOs than the process without algal. The quality and quantity of dissolved effluent organic matter in an oxidation ditch reactor were significantly affected by algal-bacteria symbiotic.

**Keywords** Algal organic matter · Fractionation · Soluble microbial products · Fulvic acid-like · Characterization · Biological process

## Introduction

Microalgae are considered an alternative solution to enhance wastewater treatment due to their ability to use inorganic nitrogen and phosphorous. Microalgae can move pathogens and heavy metals as well as furnish O<sub>2</sub> to heterotrophic aerobic bacteria for the degradation of organic pollutants (Munoz and Guieysse 2006). The algae-bacteria biomass has been observed, and can be used as a source of food for

humans (Wells et al. 2017), animal feed (Madeira et al. 2017), and organic fertilizer for sustainable agriculture (Baweja et al. 2019). It may also contain a recalcitrant compound in treated wastewater effluent (Leloup et al. 2013). Algae-bacteria biomass could be used for energy production, such as biogas (Montingelli et al. 2015) and biofuel (Benemann 2013). Algae can cause undesirable odor and taste as well as release toxins in the water bodies (Caruana and Amzil 2018; Leloup et al. 2013). Many studies observed that microorganisms can release extracellular polymeric substances (EPS) and soluble microbial products (SMP), while microalgae could release extracellular organic matter (EOM) (Qu et al. 2012). Furthermore, organic matter produced by algal organic matter (AOM) has been identified recently, including its production, evolution, and characteristics, which depend on the species and growth phases (Rehman et al. 2017). Those microbial products are essential because the constituents found in wastewater lead to membrane fouling, sludge bulking in activated sludge (biological treatment), disinfection by-products (DBPs) during chemical

Responsible Editor: Ta Yeong Wu

✉ Euis Nurul Hidayah  
euisnh.tl@upnjatim.ac.id

<sup>1</sup> Department of Environmental Engineering, Universitas Pembangunan Nasional Veteran Jawa Timur, Surabaya, Indonesia

<sup>2</sup> Department of Environmental Engineering, Universitas Islam Indonesia, Yogyakarta, Indonesia

<sup>3</sup> Department of Environmental Engineering, Institut Teknologi Sepuluh Nopember, Surabaya, Indonesia

Published online: 22 August 2022

Springer

disinfection, and floating matter and films in waterways (Shon et al. 2012).

Some characterizations of effluent organic matters and AOM have been developed to identify qualitative and quantitative properties. Regarding the effluent organic matter, EPS and SMP are generated from biological wastewater treatment. EPS is a complex high molecular weight compound produced by microorganisms in bioreactors when organic materials exist in wastewater (Ni et al. 2009). Meanwhile, SMP is composed of molecular weight (MW) < 1 kDa, and it is released during biomass metabolism but decays in biological processes (Liu et al. 2014). According to the organic fractions, the effluent from the biological process consists mainly of biopolymers, humics, building blocks, and low molecular weight acid, characterized using a liquid chromatography-organic carbon detector (LC-OCD) (Gonzales et al. 2013). Fluorescence excitation-emission matrices (FEEM) spectrometry has identified three main components of intracellular and extracellular substances of activated sludge for proteins, humic and fulvic-like substances at excitation (Ex)/emission (Em) of 280/350, 340/400, and 390/450 nm, respectively (Li et al. 2008; Ni et al. 2009). Previous studies observed that both EOM and intracellular organic matter (IOM) of *Chlorella* sp. presented less than 0.05 A.U. of UV<sub>254</sub> and UV<sub>280</sub> indicating a low absorbance (Hua et al. 2019a). Characteristics of AOM were mainly hydrophilic as detected by resin fractionation, while EOM is mainly composed of fulvic acid-like, SMP-like, and humic acid-like substances. Furthermore, IOM, comprising aromatic protein and SMP substances, was identified using FEEM spectroscopy (Hua et al. 2017; Zhu et al. 2015; Dong et al. 2019). EOM and IOM were distributed in low (< 1 kDa) and high MW (> 100 kDa) fractions, and characterized by high-performance size exclusion chromatography (HPSEC) with ultraviolet (UVD) and organic carbon detectors (OCD) (Zhou et al. 2015). According to Fourier transform infrared (FTIR), algae and AOM show many absorption peaks at 3400–3200 cm<sup>-1</sup> (hydrogen bonds O-H), 2950–2850 cm<sup>-1</sup> (CH<sub>2</sub>), and 1650–1580 cm<sup>-1</sup> (amide group C-N/carboxylate group COOH) (Her et al. 2003).

Oxidation ditches are widely used in wastewater treatment to remove organic pollutants in industrial waste worldwide (Zhang et al. 2016). Oxidation ditches are a modified activated sludge process with advantages, such as long hydraulic retention time, less sludge, high capability of nitrification, and denitrification. Diffused air is provided through horizontally or vertically mounted aerators to increase oxygen transfer, create enough mixing, alternate aerobic and anoxic zones within a channel, and achieve simultaneous nitrification-denitrification (Jin et al. 2015; Zhou et al. 2015). In the oxidation ditches, the role of bacterial population in nutrients and organics under diverse conditions has been effectively carried out (Terashima et al. 2016; Xu et al. 2017; Luo

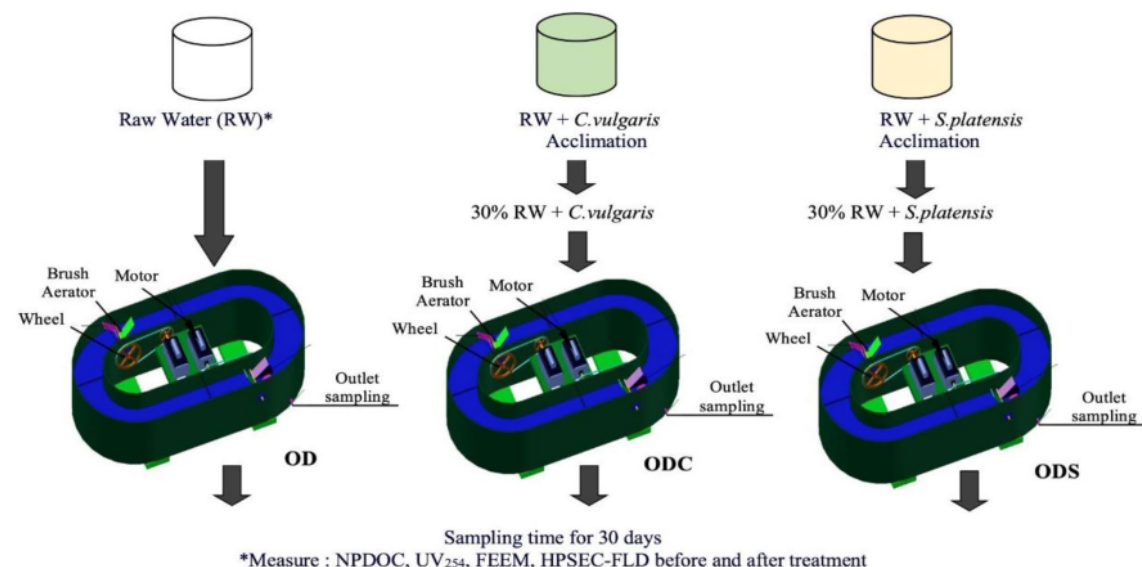
et al. 2020). Recently, oxidation ditches in conjunction with filled algae have been identified as promising processes for removing wastewater nutrients. These processes are analogous to the activated sludge that utilizes a symbiotic relationship between algae and bacteria in a controlled system (Maiti et al. 1988; Noüe et al. 1992). The capability of the biological algae reactor shown a significant development for nutrients (Maiti et al. 1988; Farahdiba et al. 2020), organic (Munoz et al. 2004; Hidayah et al. 2020), and even heavy metals (Munoz and Guieysse 2006) in high percentage under the different operating system.

According to the identification of algae properties, the algae may contribute to the characteristic of organic matter in water quantitatively and qualitatively. As mentioned previously, microbial in wastewater treatment can release organic in terms of SMP. Therefore, algae-bacteria's symbiosis in the wastewater treatment process contributes to the concentration and characteristics of organic matters in effluent water. Symbiotics will release algae-derived and microorganism-derived organic matter with different properties. Wastewater reclamation has been developed as an alternative method for producing water resources; therefore, derived organic matter in treated effluents should be minimized to prevent membrane fouling and clogged pore-activated carbon (Tran et al. 2015). Another issue is that wastewater effluents have been discharged into water bodies, contributing to the organic matter properties. Organic matters may contribute as precursors to DBPs, which are generally essential for forming C-DBPs and N-DBPs in chlorination or chloramination (Zhou et al. 2015).

Characterization and compositional differences of dissolved effluent organic matter (dEfOM) in oxidation ditches have not been fully explored, specifically in the absence of studies regarding dEfOM from *Spirulina platensis*, and *Chlorella vulgaris*. This study conducted the oxidation ditches under three combinations filled with *S. platensis*, *C. vulgaris*, and without microalgae. During the processes, the characteristic of dEfOM was monitored by fluorescent spectrometry and the molecular weight-based fluorescent detector. Finally, the different species' derived organic composition in the oxidation ditches can be elucidated.

## Materials and methods

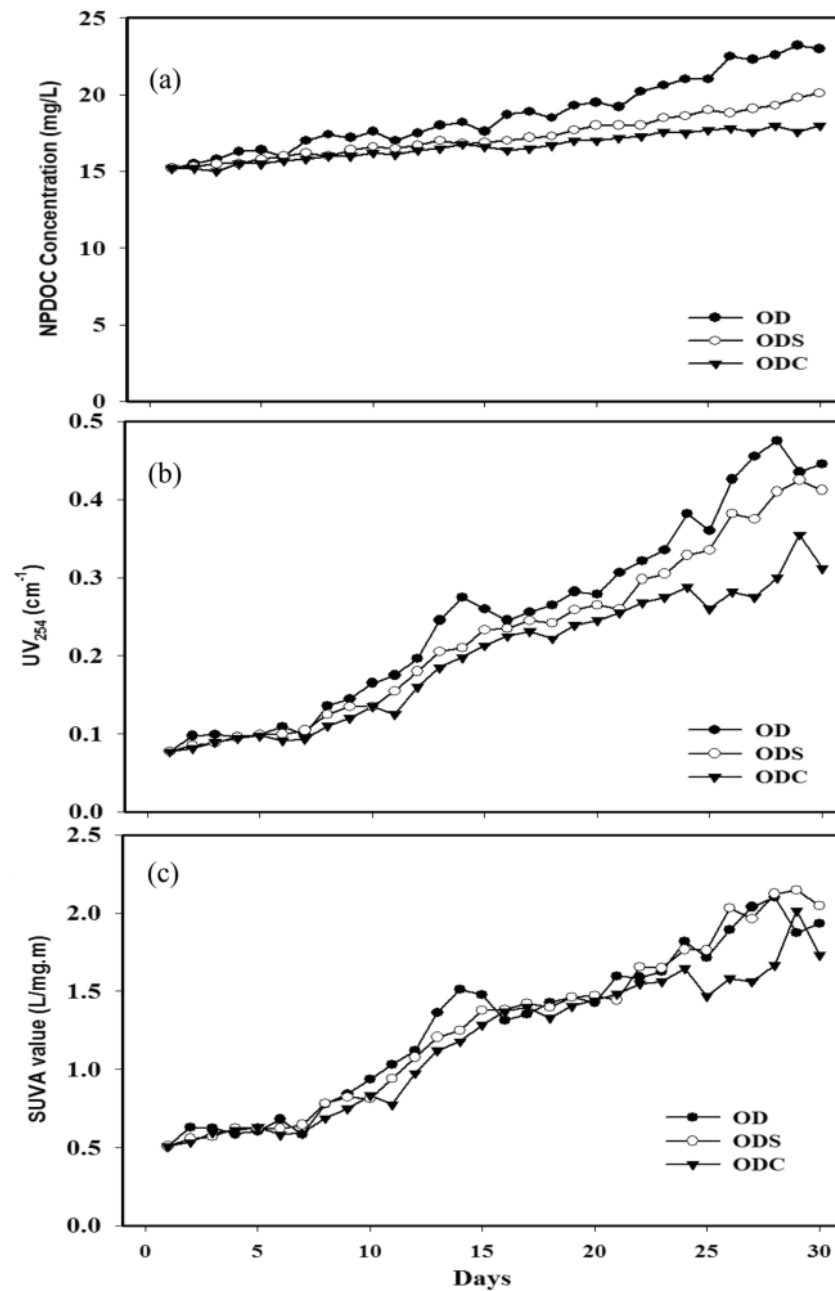
The raw sample was collected from tofu wastewater, and three sets of oxidation ditches were prepared. The oxidation ditch system consists of a single channel within a ring. Overhead and horizontally mounted airbrushes have been installed at the edge of the reactor for aeration and oxygen transfer. The airbrushes rate of 60 rpm was set up during operation. The reactor has a capacity of 300 L in a batch system with a size of 208 cm long, 25 cm inside wide, and 30 cm deep (Fig. 1).





**Table 1** Characteristics of tofu wastewater

Parameters (unit)								
pH	NPDOC (mg/L)	$UV_{254}$ ( $cm^{-1}$ )	SUVA (L/mg·m)	Turbidity (NTU)	BOD (mg/L)	COD (mg/L)	NH <sub>3</sub> -N (mg/L)	PO <sub>4</sub> -P (mg/L)
5.5 ± 0.4	15.45 ± 0.25	0.080 ± 0.015	0.52 ± 0.04	385 ± 24	3100 ± 122	7585 ± 334	36.1 ± 2.4	1.85 ± 0.03

**Fig. 2** The concentration of dEfOM during oxidation ditch processes in terms of (a) NPDOC, (b)  $UV_{254}$ , and (c) SUVA value

systems are  $18.77 \pm 2.33$  mg/L,  $17.29 \pm 1.36$  mg/L, and  $16.61 \pm 0.88$  mg/L, respectively.

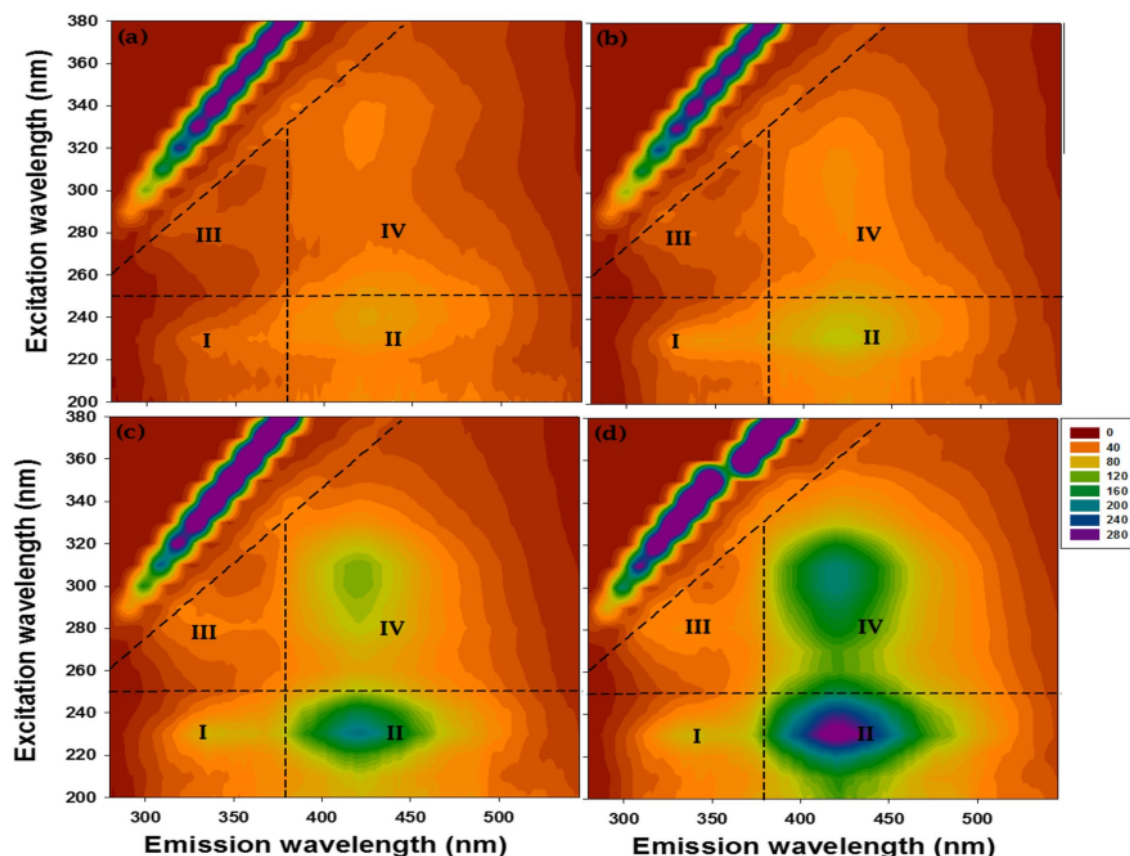
First, NPDOC concentration results indicated an increase in NPDOC concentration after-treatment processes. Even effluent organic matter from OD exhibited the highest NPDOC concentration. Increasing NPDOC during the biological process may be due to microorganisms and released algal by-products during growth activities and decay (Ni et al. 2010; Qu et al. 2012; Hua et al. 2017). Second, NPDOC concentrations in OD are higher than those in ODS and ODC. The algal-bacteria symbiotic transforms the quality and diminishes dEfOM in wastewater, which depends on the characteristic of algae, bacteria, and their interaction. According to Ji et al. (2017), the symbiosis of algae and bacteria can eliminate dissolved nutrients and organic in wastewater because of the chlorophyll metabolism-related genes. Third, average  $UV_{254}$  values, representing aromatic compounds of organic water, at OD, ODS, and ODC systems, are  $0.251 \pm 0.12$  cm<sup>-1</sup>,  $0.227 \pm 0.11$  cm<sup>-1</sup>, and  $0.197 \pm 0.08$  cm<sup>-1</sup>, respectively. The highest  $UV_{254}$  in OD had been confirmed, and the increasing value may be attributed to biological processes. Previous studies proved that dEfOM from the biological process could be produced from substrate utilization, microbial growth, and endogenous phase. Several molecules derived from bacteria with an aromatic structure, such as lipopolysaccharide and amino acid, are detectable in recalcitrant dissolved organic matter (Jiao et al. 2010). Fourth, the symbiotic *C. vulgaris*-bacteria in the ODC system resulted in lower aromatic concentrations detected by  $UV_{254}$ . This symbiotic system's interaction achieved lower aromatic properties than *S. platensis*-bacteria in ODS and OD systems. *C. vulgaris* contains a higher component of polyunsaturated fatty acid than *S. platensis*, because total level of unsaturated fatty acid, alpha linolenic, oleic, and hexadecatrienoic acids in *C. vulgaris*, was found in high amounts (Otles and Pire 2001). The presence of those component indicated that *C. vulgaris* contains less aromatic compounds because the unsaturated fatty acid is a straight chain of an even number of carbon atoms, with hydrogen atoms along the length of chain with the carbon-to-carbon bonds is triple. In addition, the interaction between microalgae and bacteria was mutually beneficial, which could be important for each metabolism. For example, bacteria have been found to secrete the phytohormone indole-3-acetic acid, an algal growth promoter, and some bacteria release algacides. On the other hand, microalgae excrete chlorellin, an antibacterial substance, and provide organic matter for bacterial growth (Dellagrecia et al. 2010).

Fifth, tofu raw wastewater has the lowest SUVA value, and the data shows an insignificant divergence in SUVA value distribution. The average SUVA values at OD, ODS, and ODC systems are  $1.28 \pm 0.49$  L/mg-m,  $1.27 \pm 0.52$  L/mg-m, and  $1.16 \pm 0.44$  L/mg-m, respectively. In other

words, the SUVA values in OD with or without algae were close, and  $UV_{254}$  was affected by the variations of ion concentrations, specifically for the utilization of nitrogen or phosphorus by algae grown in the OD system. Edwards et al. (2001) proved that UV at 205 nm and 300 nm is suitable for detecting nitrate with dissolved organic carbon concentration up to 20 mg/L. SUVA value slightly increased during treatment to describe the variation of hydrophilicity and hydrophobicity of organic properties. SUVA value may indicate organic, humic, hydrophobic, and hydrophilic composition (Edzwald and Tobiasson 2011). Generally, organic matter surrogate parameters show that raw tofu wastewater's organic concentration has lower NPDOC and aromatic compounds and is more hydrophilic than treated tofu raw wastewater. These organic or dEfOM concentrations increased after the biological oxidation ditch process, indicating that the properties may be attributed to organic-derived bacteria (Bhatia et al. 2013; Hua et al. 2019a; Hidayah et al. 2020).

Furthermore, AOM is naturally composed of polysaccharides, lipids, nucleic acids, proteins, amino acids, and other organic acids. The proportions of those components may vary depending on species, age of culture, and environmental conditions. High proportions of polysaccharides and proteins increase hydrophilic organic matter properties in water (Rehman et al. 2017). AOM is more hydrophilic than natural organic matter in the growth phase. The decline phase indicates a decrease in the cell number of algae and then the release of intracellular compounds from autolysis mainly composed of amino acids, peptides, and other organic acids such as fatty acids (Leloup et al. 2013).

Figure 3 describes the fluorescence spectra of samples taken from the sources of raw tofu wastewater and 15th day treatment. Spectra were divided into regions I–I of aromatic protein-like (AP-like) at Ex/Em < 250/< 380 nm, fulvic acid-like (FA-like) at 200–250/300–380 nm, soluble microbial product-like (SMP-like) at 250–280/< 380 nm, and humic acid-like (HA-like) at > 280/> 380 nm, as described by Chen et al. (2003). The raw tofu wastewater (RW) spectra showed FA-like and HA-like components with peaks at Ex/Em 230/420 nm and 320/420 nm. Furthermore, fluorescence organic fractions indicated two additional AP-like and SMP-like components with peaks at Ex/Em 230/345 nm and 320/345 nm during ODC and ODS treatment. At the same time, AP-like components appeared during OD treatment, and a similar result under different biological processes was reported by previous studies (Moradi et al. 2018; Hidayah et al. 2020). Effluent from biological processes has identified an aromatic double bond performed as HA-like and FA-like compounds from microbial activities during their metabolism and decay (Ni et al. 2010). It is consistent with the emitted color spectra of the OD, ODS, and ODC systems. Protein



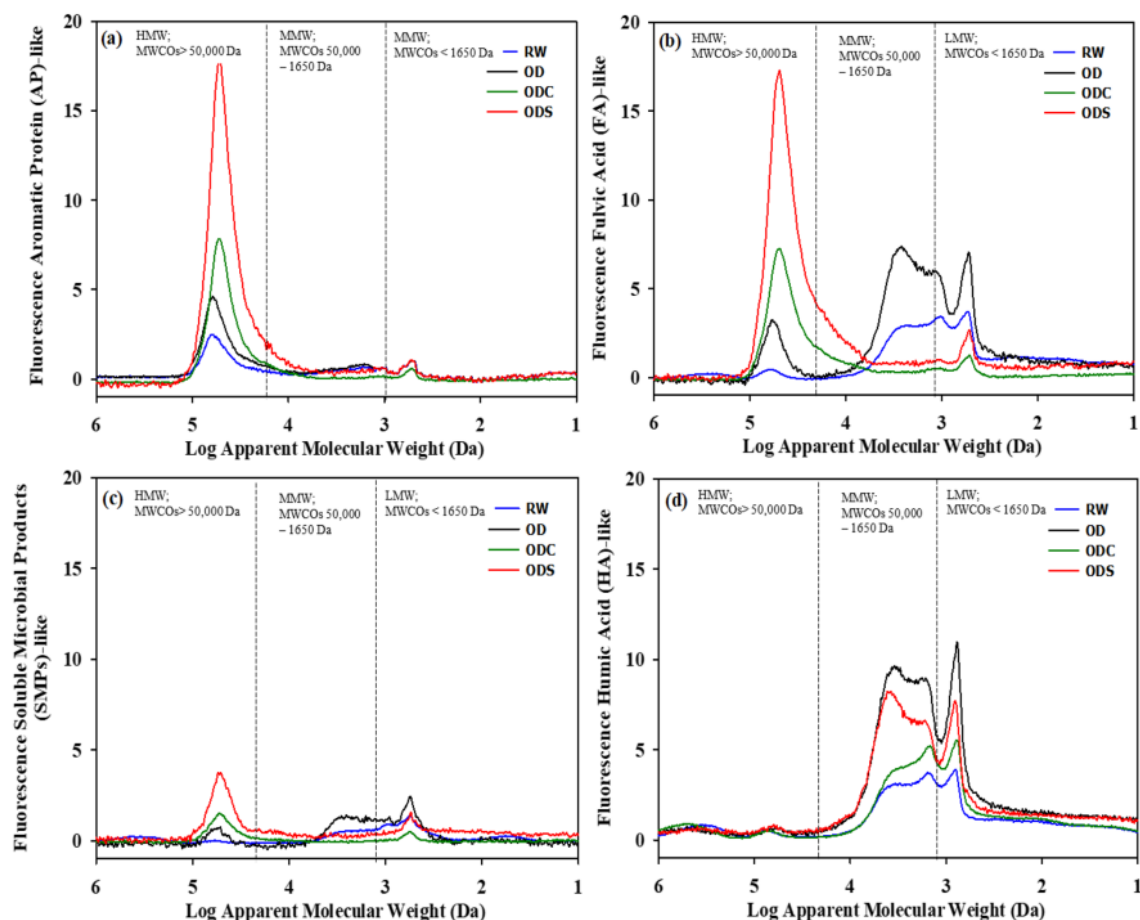
**Fig. 3** Fluorescence excitation-emission spectra of (a) raw wastewater (RW) and after treatment with (b) oxidation ditch only (OD), (c) oxidation ditch *C. vulgaris* (ODC), and (d) oxidation ditch *S. platensis* (ODS)

components were generated from the metabolic products of algae and bacteria activities. It is relevant to the increasing fluorescence spectra in the system, which indicated the performance of bacteria in the OD and that of algae-bacteria symbiosis in the ODS and ODC systems. Protein-like components contain tryptophan and tyrosine, such as alpha-amino acid and 4-dihydroxyphenylalanine used in protein synthesis (Rehman et al. 2017; Bhatia et al. 2013). According to the results, bacteria and microalgae contributed to organic fractions' quality and quantity during the oxidation ditch's biological process. The comparison of raw and treated tofu wastewater showed an increasing fluorescence intensity in each region. Furthermore, each peak's Ex/Em was applied as a wavelength on the fluorescence detector to show organic properties based on its molecular weight (Hidayah et al. 2020). The shift error should be examined before setting up a fluorescence peak

as a wavelength when the error reaches up to 5% (Baghoth et al. 2011).

#### The spectral characteristic of excitation-emission and its molecular weight distribution fluorescence of dEfOM

Figure 4 shows the MW distribution of dissolved effluent organic fluorescence during oxidation ditch without algae, filled with *S. platensis* and *C. vulgaris*. The dEfOM was fractionated by HPLC-FLD and expressed in the molecular weight cut-offs (MWCOs). Figure 5 shows three significant 34 solved organic fractions in tofu wastewater, including high (HMW), medium (MMW), and low molecular weight (LMW) with AMW of about 50,000 (20 a, 1650 Da, and less than 1650 Da, respectively (Huber et al. 2011; Lai et al. 2015; Hidayah et al. 2017). The typical compound of HMW is biopolymers, and MMW is presented as humic



**Fig. 4** Fractionation of dissolved effluent organic fluorescence as (a) AP-like, (b) FA-like, (c) SMP-like, and (d) HA-like, based on average molecular weight as obtained by HPLC-FLD

substance-like components and building blocks. Meanwhile, LMW stands for low molecular weight acid and neutral, and the chromatograph shape of all samples is similar, but the peak height varies. This indicates all samples produce similar organic fractions in different quantities and qualities. The higher height of the peak indicates a higher concentration of organic compounds.

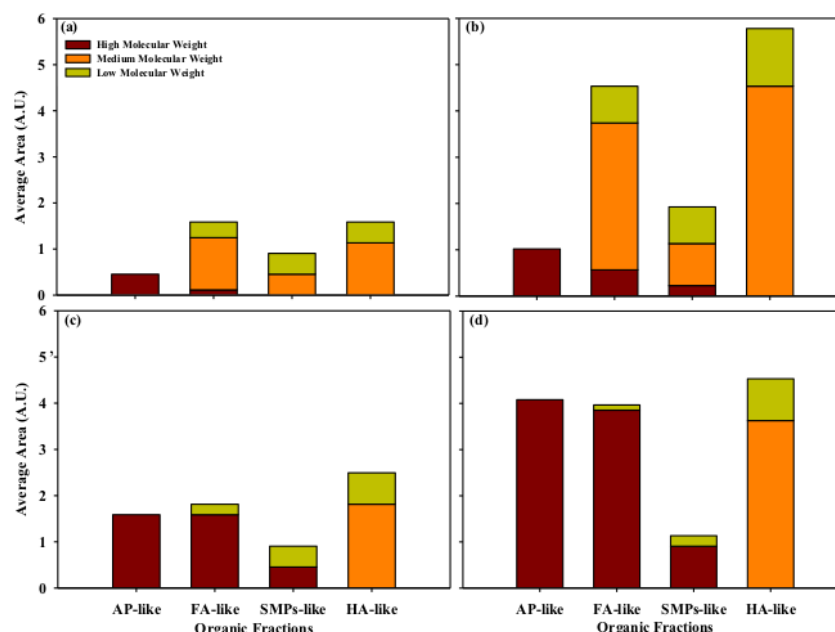
First, AP-like fluorescence chromatograms identified a distribution HMW of organic fractions mainly. The heights of all the peaks increased during the oxidation ditch process with and without algae. According to previous studies, aromatic protein mainly consists of high molecular weight of natural organic matter with AMW of around 50,000 Da (Chow et al. 2008). During the lag and death phase, algae species may produce mainly biopolymers in polysaccharides and proteins containing fucose and sulfated functional groups (Villacorte et al. 2015). Second, FA-like

fluorescence chromatograms fractionated organic matter in raw wastewater into HMW, MMW, and LMW fractions. For HMW, the peak increased dramatically, and ODS exhibited a higher height than ODC. The chromatograph presented that the height of all peaks increased significantly in the OD system, except in ODS and ODC for MMW. The peak LMW in ODS and ODC showed a lower height than the RW and OD. Therefore, microorganisms in the oxidation reactor released more FA-like components generated in the endogenous phase. The component in the polymer matrix could be assigned to NADH and pyridoxine or fulvic acids (Ni et al. 2010).

Third, SMP-like fluorescence chromatograms of RW exhibited MMW and LMW organic fractions. The peak of MMW appeared at a lower height of OD than ODS and ODC. On the other hand, the LMW peak height is comparable to organic matter released from the OD, ODS, and



**Fig. 5** The peak area of fluorescence organic fractions based on their molecular weight in (a) raw wastewater and during biological processes with (b) OD, (c) ODC, and (d) ODS



ODC systems. SMP has been classified into two groups based on the bacteria phase derived from them. The endogenous phase generates a group of biomass-associated products (BAP), while the original substrate in microbial growth is categorized as utilization-associated products (UAP) (Ni et al. 2010). UAP produced in the substrate-utilization process were carbonaceous compounds. Meanwhile, BAP was classified into growth-associated (GBAP) and endogeny-associated (EBAP) produced in the microbial growth and endogenous phases. SMP was a component of effluent organic matter associated with biomass decay during the biological process.

Fourth, HA-like fluorescence chromatograms of all samples fractionated organic matter into MMW and LMW. The height of all peaks increased significantly, and the fractionated organic component in OD exhibited the highest peaks. The effluent organic matter is mainly composed of humic-like materials and biomass SMP released during the endogenous phase. This is consistent with previous studies, which found significant peaks in effluent organic matter, including polysaccharides, protein-like and humic-like substances, and LMW organic acids (Shon et al. 2012; Ni et al. 2010; Xiao et al. 2018; Hidayah et al. 2020). However, this method is limited to detecting non-fluorescing components by fluorescence spectroscopy. This is because organic matter has a different molecular weight, and only molecules containing fluorophores emit fluorescence at specific wavelengths (Hidayah et al. 2017).

Figure 5 presents the peak area of fluorescence organic fractions based on molecular weight during biological processes with OD, ODC, and ODS, as shown using the peak-fitting technique (Chow et al. 2008; Lai et al. 2015). The aromatic protein area was dramatically increased during OD processes. The bacteria and algal released protein during biomass growth, cell lysis, or biomass decay. According to the results, aromatic protein is mainly composed of high molecular weight, biological processes can release HMW of AP-like (Qu et al. 2012; Hua et al. 2019a). The peak area HMW of AP-like in the ODS system is much higher than in the OD and ODC systems. Previous studies found that microalgae produced polysaccharides and protein biopolymers. The increasing peak area of aromatic protein seems probable due to releasing IOM during cell lysis or similar processes in the stationary or death phase (Qu et al. 2012; Rehman et al. 2017). More than 40% of the total mass of the IOM cells are aromatic proteins and amino acids (Tomlinson et al. 2016; Hong et al. 2008). These results conclude that bacteria-derived organic matter will release higher aromatic protein than algal-derived. The peak area of aromatic protein, derived in *S. platensis* and *C. vulgaris*, describes that algae may release a similar high molecular weight.

Fractions of FA-like and SMP-like have a similar pattern on the peak area of fluorescence organic in the OD system with algae. The peak area HMW of FA-like and SMP-like increased significantly during oxidation ditch processes. The

highest peak area HMW was detected in the ODC, while MMW and LMW were detected in the OD system. Interestingly, peak area MMW of FA-like and SMP-like was undetected in the ODS and ODC, and LMW of FA-like decreased in oxidation ditch with algal. The interpretation of these results is that increasing HMW significantly indicates the growth phases of algal organic matter. The production of biopolymers, primarily composed of polysaccharides and have a much higher weight, increased in the growth phases (Qu et al. 2012).

In the biological process with OD, polysaccharides with some contribution from nitrogen-containing material such as proteins or amino sugars are considered as EPS (Huber et al. 2011). In biological processes with ODC and ODS, algae can be classified based on EOM, IOM, and cellular-bound organic matter (Hua et al. 2019b). EOM comprises polysaccharides, proteins, and humic-like substances, mainly distributed in the HMW and hydrophobic fractions during lag and exponential phases. It also comprises high polysaccharide content during the stationary and declining phases (Qu et al. 2012), and the limitation of nutrients to support the growth leads to cell mortality. During the death phase, cellular organic matters, such as IOM and cellular-bound organic matter, are released (Hua et al. 2019a). Using fluorescence spectroscopy, characterizing EOM and IOM showed the EOM contents of HA-like, FA-like, and SMP-like compounds. At the same time, IOM is composed of SMP-like and AP-like substances. Quantitative fluorescence measurement using an average fluorescent intensity of each component indicated that FA-like has a higher average intensity than SMP-like (Li et al. 2012; Hua et al. 2019a). FA-like in biological processes is mainly composed of higher total and aromatic carbon levels. On the other hand, SMP-like contains carbon of amino acids or refers to typtophan and carbohydrate with lower molecular weight (Chen et al. 2003; Ni et al. 2009). The contribution of symbiosis bacteria-algal in the oxidation ditch can lower the quantity of MMW and LMW of FA-like and SMP-like. The results suggested that different molecular weight distributions of FA-like and SMP-like have been released during the growth phase of the biological process.

Fraction HA-like comprised MMW, LMW, and SMP-like, and the peak area in the OD system increased significantly. Bacteria released more HA-like than microalgal, decreasing MMW and LMW in the ODS and ODC systems. Bacteria and microalgae released similar organic matter, with different quantity and quality characteristics. Bacteria produce EPS through several mechanisms of excretion, secretion, cell lysis, sorption of constituents from wastewater, etc. EPS essentially consists of polysaccharides, identified as high molecular weight. It was the predominant component in the EPS fraction for the aerobic biological process (Laspidou and Rittmann 2002). Meanwhile, microalgae released

AOM, abundant in nitrogenous and protein substances such as AP- and SMP-like components with a very little aromatic structure (Hua et al. 2019b). The HA-like area was rapidly increased during oxidation ditch processes, and protein was released during biomass growth and decay. An increased HA-like at oxidation ditch process is consistent with a higher NPDOC concentration in OD than in the systems with algae. HA-like was mainly composed of apparent MWCs of 3–10 kDa and LMW with MWCs of 1–3 kDa and less than 1 kDa (Hua et al. 2019a). This study shows that biological processes can release AP-like, FA-like, SMP-like, and HA-like components. A biological process under algal-bacteria symbiosis generated a lower quantity of MMW and LMW than without algal. However, the type of algal will affect the quantity and characteristics of generated organic matter in the biological process presented in *C. vulgaris* and *S. platensis*.

## Conclusion

Several significant findings are summarized in the following statements. First, the organic concentration of original tofu wastewater has lower NPDOC, and is more hydrophilic than those treated. The concentration of dEfOM shows an increasing trend during the biological oxidation ditch process. Second, the original tofu raw wastewater shows FA-like and HA-like components at Ex/Em 230/420 nm and Ex/Em 320/420 nm. This produced different fluorescent positions at Ex/Em 230/345 nm and Ex/Em 320/345 nm for AP-like and SMP-like components. Three significant dissolved organic fractions of the tofu and treated wastewater were reported, including HMW, MMW, and LMW, with average MWCs close to 50,000 Da, 1650 Da, and less than 1650 Da. The peak area of fluorescence organic fractions based on the molecular weight indicated that AP-like, FA-like, and SMP-like components formed HMW. In contrast, HA-like was composed of MMW and LMW. This study recommends that a molecular weight-based fluorescent detector applied to characterize and track the changing of dEfOM in terms of algal-derived and bacteria-derived organic matter during the oxidation ditch process.

**Abbreviations** AMW: Apparent molecular weight; AOM: Algal organic matter; AP-like: Aromatic protein-like; BA: Biomass-associated products; BOD: Biological oxygen demand; COD: Chemical oxygen demand; DBPs: Disinfection by-products; dEfOM: Dissolved effluent organic matter; EBAP: Endogeny biomass-associated products; EOM: Extracellular organic matter; EPS: Extracellular polymeric substances; Ex/Em: Excitation/emission; FA-like: Fulvic acid-like; FEEM: Fluorescence excitation-emission matrices; GBAP: Growth biomass-associated products; HA-like: Humic acid-like; HMW: High molecular weight; IOM: Intracellular organic matter; LC-OCD: Liquid chromatography-organic carbon detector; LMW: Low molecular weight; MMW: Medium molecular weight; MW: Molecular weight;

MWCOs: Molecular weight cut-offs; NPDOC: Non-purgeable dissolved organic carbon; OD: Oxidation ditch; ODC: Oxidation ditch with *C. vulgaris*; ODS: Oxidation ditch with *S. platensis*; RW: Raw water; SMP: Stable microbial products; SUVA: Specific ultraviolet absorbance; UAP: Utilization-associated products; UV<sub>254</sub>: Ultraviolet absorbance at 254 nm

**Author contribution** Euis Nurul Hidayah arranged experiments regarding the procedure and analysis sample, interpreted the PARAFAC data, and wrote the manuscript. Okik Hendriyanto Cahyonugroho conducted the experiment for algal acclimation, arranged and analyzed data regarding the bulk parameters of organic matters, and wrote the manuscript. Elita Nurfitriyani Sulisty conducted the oxidation ditch running process experiment, visualized all data into figures, and edited the manuscript according to the guideline. Finally, Nieke Karnanin-groem reviewed the manuscript, and all authors read and approved the final manuscript.

**Funding** This study was financially supported by Kurita Water and Environment Foundation (KWEF) Japan through Kurita Overseas Research Grant 2021 with Reference Number: 20Pid012-T11.

**Data availability** All data generated or analyzed during this study are included in this published article.

## Declarations

**Ethics approval and consent to participate** Not applicable.

**Consent for publication** Not applicable.

**Competing interests** The authors declare no competing interests.

## References

- APHA, AWWA, WEF (2012) Standard methods for examination of water and wastewater (21st ed.). Am Public Health Assoc, Washington DC
- Benemann J (2013) Microalgae biofuels and animal feeds. *Energies* 6:5869–5886. <https://doi.org/10.3390/en6115869>
- Baweja P, Kumar S, Gaurav K (2019) Organic fertilizer from algae: a novel approach towards sustainable agriculture. *Biofertilizers Sustain Agric Environ* 55:353–370. [https://doi.org/10.1007/978-3-030-18933-4\\_16](https://doi.org/10.1007/978-3-030-18933-4_16)
- Baghot SA, Sharma SK, Guitard M, Heim V, Croue JP, Amy GL (2011) Removal of NOM- constituents as characterized by LC-OCD and F-EEM during drinking water treatment. *J Water Supply Res Technol* 60:412–424. <https://doi.org/10.2166/aqua.2011.059>
- Bhatia D, Bourven I, Simon S, Bordes F, van Hullebusch ED, Rossano S, Lens PNL, Guibaud G (2013) Fluorescence detection determines proteins and humic-like substances fingerprints of exopolymeric substances (EPS) from biological sludges performed by size exclusion chromatography (SEC). *Bioresour Technol* 131:159–165. <https://doi.org/10.1016/j.biortech.2012.12.078>
- Caruana AMN, Amzil Z (2018) Microalgae and toxins. In: Levine IA, Fleurence J (eds) *Microalgae in health and disease prevention*. Academic Press, pp 263–305. <https://doi.org/10.1016/B978-0-12-811405-6.00013-X>
- Chen W, Westerhoff P, Leenheer JA, Booksh K (2003) Fluorescence excitation-emission matrix regional integration to quantify spectra dissolved organic matter. *Environ Sci Technol* 37:5701–5710. <https://doi.org/10.1021/es034354c>
- Chow CWK, Fabris R, van Leeuwen J, Wang DS, Drikas M (2008) Assessing natural organic matter treatability using high-performance size exclusion chromatography. *Environ Sci Technol* 42:6683–6689. <https://doi.org/10.1021/es800794r>
- Dellagrecia M, Zarrelli A, Fergolla P, Cerasuolo M, Pollio A, Pinto G (2010) Fatty acids released by *Chlorella vulgaris* and their role in interference with *Pseudokirchneriella subcapitata*: experiments and modelling. *J Chem Ecol* 36:339–349. <https://doi.org/10.1007/s10886-010-9753-y>
- Dong F, Lin Q, Deng J, Zhang T, Li C, Zai X (2019) Impact of UV irradiation on *C. sp.* damage and disinfection by-products formation during subsequent chlorination of algal organic matter. *Sci Total Environ* 671:519–527. <https://doi.org/10.1016/j.scitotenv.2019.03.282>
- Edwards AC, Hooda PS, Cook Y (2001) Determination of nitrate in water containing dissolved organic carbon by ultraviolet spectroscopy. *Int J Environ Anal Chem* 80:49–59. <https://doi.org/10.1080/03067310108044385>
- Edzwald JK, Tobiasson JE (2011) Chemical principles, source water composition, and watershed protection. In: Edzwald JK (ed) *Water quality & treatment: a handbook on drinking water*. AWWA McGraw-Hill, New York, pp 1–76
- Farahdiba AU, Hidayah EN, Asmar GA, Myint YW (2020) Growth and removal of nitrogen and phosphorus by a macroalgae *Cladophora glomerata* under different nitrate concentrations. *Nat Environ Pollut Technol* 19:809–813. <https://doi.org/10.46488/NEPT.2020.v19i02.038>
- Fields AJ, Linnville SE, Hoyt RE (2016) Correlation of objectively measured light exposure and serum vitamin D in men aged over 60 years. *Health Psychol Open* 15(3):1–7. <https://doi.org/10.1177/2055102916648679>
- Gonzales O, Justo A, Bacardit J, Ferrero E, Malleito JJ, Sans C (2013) Characterization and fate of effluent organic matter treated with UV/H<sub>2</sub>O<sub>2</sub> and ozonation. *Chem Eng J* 226:402–408. <https://doi.org/10.1016/j.cej.2013.04.066>
- Her N, Amy G, McKnight D, Sohn J, Yoon Y (2003) Characterization of DOM as a function of MW by fluorescence EEM and HPLC-SEC using UVA, DOC, and fluorescence detection. *Water Res* 37:4295–4303. [https://doi.org/10.1016/S0043-1354\(03\)00317-8](https://doi.org/10.1016/S0043-1354(03)00317-8)
- Hidayah EN, Chou YC, Yeh HH (2017) Comparison between HPSEC-OCD and F-EEMs for assessing DBPs formation in water. *J Environ Sci Health A* 52:391–402. <https://doi.org/10.1080/10934529.2016.1262607>
- Hidayah EN, Pachwarya RB, Cahyonugroho OH, Ramanathan AL (2020) Characterization of molecular weight-based fluorescent organic matter and its removal in combination of constructed wetland with activated sludge process. *Water Air Soil Pollut* 231:1–12. <https://doi.org/10.1007/s11270-020-4405-5>
- Hong HC, Mazumder A, Wong MH, Liang Y (2008) Yield of trihalomethanes and haloacetic acids upon chlorinating algal cells, and its prediction via algal cellular biochemical composition. *Water Res* 42:4941–4948. <https://doi.org/10.1016/j.watres.2008.09.019>
- Hua LC, Lin LJ, Syue MY, Huang CP, Chen PC (2017) Optical properties of algogenic organic matter within the growth period of *C. sp.* and predicting their disinfection by-product formation. *Sci Total Environ* 621:1467–1474. <https://doi.org/10.1016/j.scitotenv.2017.10.082>
- Hua LC, Lai CH, Wang GS, Lin TF, Huang CP (2019a) Algogenic organic matter derived DBPs: precursor characterization, formation, and future perspectives-a review. *Crit Rev Environ Sci*



- Technol 49:1803–1834. <https://doi.org/10.1080/10643389.2019.1586057>
- Hua LC, Chao SJ, Huang CP (2019b) Fluorescent and molecular weight dependence of THM and HAA formation from intracellular algal organic matter (IOM). *Water Res* 148:231–238. <https://doi.org/10.1016/j.watres.2018.10.051>
- Huber SA, Balz A, Abert M, Pronk W (2011) Characterization of aquatic humic and non-humic matter with size-exclusion chromatography – organic carbon detection – organic nitrogen detection (LC-OCD-OND). *Water Res* 45:879–885. <https://doi.org/10.1016/j.watres.2010.09.0233>
- Ji X, Jiang M, Zhang J, Jiang X, Zheng Z (2017) The interactions of algae-bacteria symbiotic system and its effects on nutrients removal from synthetic wastewater. *Biores Technol* 247:44–50. <https://doi.org/10.1016/j.biortech.2017.09.074>
- Jiao N, Herndl GJ, Hansell DA, Benner R, Kattner G, Wilhelm SW, Kirchman DL, Weinbauer MG, Luo T, Chen F, Azam F (2010) Microbial production of recalcitrant dissolved organic matter: long-term carbon storage in the global ocean. *Nat Rev Microbiol* 8:593–599. <https://doi.org/10.1038/nrmicro2386>
- Jin R, Liu T, Liu G, Zhou J, Huang J, Wang A (2015) Simultaneous heterotrophic nitrification and aerobic denitrification by the marine origin bacterium *Pseudomonas* sp. ADN-42. *Appl Biochem Biotechnol* 175:2000–2011. <https://doi.org/10.1007/s12010-014-1406-0>
- Lai CH, Chou YC, Yeh HH (2015) Assessing the interaction effects of coagulation pretreatment and membrane material on UF fouling control using HPSEC combined with peak-fitting. *J Membr Sci* 474:207–214. <https://doi.org/10.1016/j.memsci.2014.09.052>
- Lapidou CS, Rittmann BE (2002) A unified theory for extracellular polymeric substances, soluble microbial products, and active and inert biomass. *Water Res* 36:2711–2720. [https://doi.org/10.1016/S0043-1354\(01\)00413-4](https://doi.org/10.1016/S0043-1354(01)00413-4)
- Leloup M, Nicolau R, Pallier V, Y'epremian C, Cathalifaud GF (2013) Organic matter produced by algae and cyanobacteria: quantitative and qualitative characterization. *J Environ Sci* 25:1089–1097. [https://doi.org/10.1016/S10010742\(12\)60208-3](https://doi.org/10.1016/S10010742(12)60208-3)
- Li WH, Sheng GP, Liu XW, Yu HQ (2008) Characterizing the extracellular and intracellular fluorescent products of activated sludge in a sequencing batch reactor. *Water Res* 42:3173–3181. <https://doi.org/10.1016/j.watres.2008.03.010>
- Li L, Gao N, Deng Y, Yao J, Zhang K (2012) Characterization of intracellular & extracellular algae organic matters (AOM) of *Microcystis aeruginosa* and formation of AOM-associated disinfection by-products and odor & taste compounds. *Water Res* 46:1233–1240. <https://doi.org/10.1016/j.watres.2011.12.026>
- Liu JL, Li XY, Xie YF, Tang H (2014) Characterization of soluble microbial products as precursors of disinfection by-products in drinking water supply. *Sci Total Environ* 472:818–824. <https://doi.org/10.1016/j.scitotenv.2013.11.139>
- Luo YS, Yao JQ, Wang X, Zheng M, Guo D, Chen YL (2020) Efficient municipal wastewater treatment by oxidation ditch process at low temperature: bacterial community structure in activated sludge. *Sci Total Environ* 703:135031. <https://doi.org/10.1016/j.scitotenv.2019.135031>
- Madeira MS, Cardoso C, Lopes PA, Coelho D, Afonso C, Bandarra NM, Prates JAM (2017) Microalgae as feed ingredients for livestock production and meat quality: a review. *Livest Sci* 205:111–121. <https://doi.org/10.1016/j.livsci.2017.09.020>
- Maiti SK, Gupta SK, Joshi SG (1988) Nutrients removal and conservation by activated algae in oxidation ditch. *Water Pollut Control Federation* 60:2115–2119
- Montingelli ME, Tedesco S, Olabi AG (2015) Biogas production from algal biomass: a review. *Renew Sustain Energy Rev* 43:961–972. <https://doi.org/10.1016/j.rser.2014.11.052>
- Moradi S, Sawade E, Aryal R, Chow CWK, van Leeuwen J, Drikas M, Cook D, Amal R (2018) Tracking changes in organic matter during nitrification using fluorescence excitation-emission matrix spectroscopy coupled with parallel factor analysis (FEEM/PARAFAC). *J Environ Chem Eng* 6:1522–1528. <https://doi.org/10.1016/j.jece.2018.02.003>
- Munoz R, Guieysse B (2006) Algal-bacterial processes for the treatment of hazardous contaminants: a review. *Water Res* 40:2799–2815. <https://doi.org/10.1016/j.watres.2006.06.011>
- Munoz R, Kollner C, Guieysse B, Mattiasson B (2004) Photosynthetically oxygenated salicylate biodegradation in a continuous stirred tank photobioreactor. *Biotechnol Bioeng* 87:797–803. <https://doi.org/10.1002/bit.20204>
- Ni BJ, Fang F, Xie WM, Sun M, Sheng GP, Li WH, Yu HQ (2009) Characterization of extracellular polymeric substances produced by mixed microorganisms in activated sludge with gel-permeating chromatography, excitation-emission matrix fluorescence spectroscopy measurement and kinetic modelling. *Water Res* 43:1350–1358. <https://doi.org/10.1016/j.watres.2008.12.004>
- Ni BJ, Zeng RJ, Fang F, Xie WM, Sun M, Sheng GP, Yu HQ (2010) Fractionating soluble microbial products in the activated sludge process. *Water Res* 44:2292–2302. <https://doi.org/10.1016/j.watres.2009.12.025>
- Noüe J, Laliberté G, Proulx D (1992) Algae and waste water. *J Appl Phycol* 4:247–254. <https://doi.org/10.1007/BF02161210>
- Otles S, Pire R (2001) Fatty acid composition of *Chlorella* and *Spirulina* microalgae species. *J AOAC Internat* 84(6):1708–1714. <https://doi.org/10.1093/jaoac/84.6.1708>
- Qu F, Liang H, He J, Ma J, Wang Z, Yu H, Li G (2012) Characterization of dissolved extracellular organic matter (dEOM) and bound extracellular organic matter (bEOM) of *Microcystis aeruginosa* and their impacts on UF membrane fouling. *Water Res* 46:2881–2890. <https://doi.org/10.1016/j.watres.2012.02.045>
- Rehman ZU, Jeong S, Tabatai SAA, Emwas AH, Leiknes T (2017) Advanced characterization of dissolved organic matter released by bloom-forming marine algae. *Desalin Water Treat* 69:1–11. <https://doi.org/10.5004/dwt.2017.0444>
- Shon HK, Vigneswaran S, Snyder SA (2012) Effluent organic matter (EfOM) in wastewater: constituents, effect, and treatment. *Crit Rev Environ Sci Technol* 36:327–374. <https://doi.org/10.1080/10643380600580011>
- Terashima AY, Sato M, Yumoto I, Kamagata Y, Kato S (2016) Culture-dependent and independent identification of polyphosphate-accumulating *Dechloromonas* spp. predominating in a full-scale oxidation ditch wastewater treatment plant. *Microbes Environ* 31:449–455. <https://doi.org/10.1264/jsm2.ME16097>
- Tomlinson A, Drikas M, Brookes JD (2016) The role of phytoplankton as precursors for disinfection by-product formation upon chlorination. *Water Res* 102:229–240. <https://doi.org/10.1016/j.watres.2016.06.024>
- Tran NH, Ngo HH, Urase T, Gin KYH (2015) A critical review on characterization strategies of organic matter for wastewater and water treatment processes. *Bioresour Technol* 193:523–533. <https://doi.org/10.1016/j.biortech.2015.06.091>
- Villacorte LO, Ekowati Y, Neu TR, Kleijn JM, Winters H, Amy G, Kennedy MD (2015) Characterization of algal organic matter produced by bloom-forming marine and freshwater algae. *Water Res* 73:216–230. <https://doi.org/10.1016/j.watres.2015.01.028>
- Wells ML, Potin P, CraigieJS RJA, Merchant SS, Helliwell KE, Smith AG, Camire ME, Brawley SH (2017) Algae as nutritional and functional food sources: revisiting our understanding. *J Appl Phycol* 29:949–982. <https://doi.org/10.1007/s10811-016-0974-5>
- Xiao K, Shen YX, Sun JY, Liang S, Fan HJ, Tan JH, Wang XM, Huang X, Waite TD (2018) Correlating fluorescence spectral properties with DOM molecular weight and size distribution in



- wastewater treatment systems. Environ Sci Water Res Technol 4:1933–1943. <https://doi.org/10.1039/C8EW00504D>
- Xu D, Liu S, Chen Q, Ni J (2017) Microbial community compositions in different functional zones of Carrousel oxidation ditch system for domestic wastewater treatment. AMB Express 7:40. <https://doi.org/10.1186/s13568-017-0336-y>
- Zhang TY, Lin YL, Xu B, Cheng T, Xia SJ, Chu WH, Gao NY (2016) Formation of organic chloramines during chlor(am)ination and UV/chlor(am)ination of algae organic matter in drinking water. Water Res 103:189–196. <https://doi.org/10.1016/j.watres.2016.07.036>
- Zhou S, Zhu S, Shao Y, Gao N (2015) Characteristics of C-, N-DBPs formation from algal organic matter: role of molecular weight fractions and impacts of pre-ozonation. Water Res 72:381–390. <https://doi.org/10.1016/j.watres.2014.11.023>
- Zhu M, Gao N, Chu W, Zhou S, Zhang Z, Xu Y, Dai Q (2015) Impact of preozonation on disinfection by-product formation and speciation from chlor(am)ination of algal organic matter of *Microcystis aeruginosa*. Ecotoxicol Environ Saf 120:256–262. <https://doi.org/10.1016/j.ecoenv.2015.05.048>
- Publisher's note** Springer Nature remains neutral with regard to jurisdictional claims in published maps and institutional affiliations.
- Springer Nature or its licensor holds exclusive rights to this article under a publishing agreement with the author(s) or other rightsholder(s); author self-archiving of the accepted manuscript version of this article is solely governed by the terms of such publishing agreement and applicable law.

# ESPR\_Using molecular weight-based fluorescent detector to characterize dissolved effluent organic matter

## ORIGINALITY REPORT

12%

SIMILARITY INDEX

7%

INTERNET SOURCES

9%

PUBLICATIONS

2%

STUDENT PAPERS

## PRIMARY SOURCES

- |   |   |     |
|---|---|-----|
| 1 | <a href="http://www.frontiersin.org">www.frontiersin.org</a><br>Internet Source   | 1%  |
| 2 | <a href="http://byjus.com">byjus.com</a><br>Internet Source   | <1% |
| 3 | <a href="http://www.jesc.ac.cn">www.jesc.ac.cn</a><br>Internet Source   | <1% |
| 4 | Michael-Kordatou, I., C. Michael, X. Duan, X. He, D.D. Dionysiou, M.A. Mills, and D. Fatta-Kassinos. "Dissolved effluent organic matter: Characteristics and potential implications in wastewater treatment and reuse applications", Water Research, 2015.<br>Publication | <1% |
| 5 | Wei-Hua Li, Guo-Ping Sheng, Xian-Wei Liu, Han-Qing Yu. "Characterizing the extracellular and intracellular fluorescent products of activated sludge in a sequencing batch reactor", Water Research, 2008<br>Publication   | <1% |

6

Lap-Cuong Hua, Jr-Lin Lin, Ming-Yang Syue, Chihpin Huang, Pei-Chung Chen. "Optical properties of algogenic organic matter within the growth period of *Chlorella* sp. and predicting their disinfection by-product formation", *Science of The Total Environment*, 2018

Publication

<1 %

7

Huber, S.A.. "Characterisation of aquatic humic and non-humic matter with size-exclusion chromatography - organic carbon detection - organic nitrogen detection (LC-OCD-OND)", *Water Research*, 201101

Publication

<1 %

8

Submitted to UNESCO-IHE Institute for Water Education

Student Paper

<1 %

9

[repository.kaust.edu.sa](https://repository.kaust.edu.sa)

Internet Source

<1 %

10

Lap-Cuong Hua, Jr-Lin Lin, Shu-Ju Chao, Chihpin Huang. "Probing algogenic organic matter (AOM) by size-exclusion chromatography to predict AOM-derived disinfection by-product formation", *Science of The Total Environment*, 2018

Publication

<1 %

11

[www.gjesm.net](http://www.gjesm.net)

Internet Source

<1 %

12

Submitted to University of Sheffield

Student Paper

<1 %

13

Zhou, Shiqing, Shumin Zhu, Yisheng Shao, and Naiyun Gao. "Characteristics of C-, N-DBPs formation from algal organic matter: Role of molecular weight fractions and impacts of pre-ozonation", Water Research, 2015.

Publication

<1 %

14

tel.archives-ouvertes.fr

Internet Source

<1 %

15

Antonio Trincone. "Chapter 18 Polysaccharides Produced by Microalgae", Springer Science and Business Media LLC, 2022

Publication

<1 %

16

Submitted to The Chicago School of Professional Psychology

Student Paper

<1 %

17

Zhao-Ji Zhang, Shao-Hua Chen, Shu-Mei Wang, Hong-Yuan Luo. "Characterization of extracellular polymeric substances from biofilm in the process of starting-up a partial nitrification process under salt stress", Applied Microbiology and Biotechnology, 2010

Publication

<1 %



18

[publish.kne-publishing.com](https://publish.kne-publishing.com)

Internet Source

&lt;1 %

19

[trepo.tuni.fi](https://trepo.tuni.fi)

Internet Source

&lt;1 %

20

Roland Wirth, Bernadett Pap, Tamás Böjti, Prateek Shetty, Gergely Lakatos, Zoltán Bagi, Kornél L. Kovács, Gergely Maróti. "Chlorella vulgaris and Its Phycosphere in Wastewater: Microalgae-Bacteria Interactions During Nutrient Removal", Frontiers in Bioengineering and Biotechnology, 2020

Publication

&lt;1 %

21

[backend.orbit.dtu.dk](https://backend.orbit.dtu.dk)

Internet Source

&lt;1 %

22

[uwspace.uwaterloo.ca](https://uwspace.uwaterloo.ca)

Internet Source

&lt;1 %

23

Bohan Liu, Jun Nan, Xuehui Zu, Xinhui Zhang, Wanyi Huang, Wei Wang. "La-based-adsorbents for efficient biological phosphorus treatment of wastewater: Synergistically strengthen of chemical and biological removal", Chemosphere, 2020

Publication

&lt;1 %

24

Ni, B.J.. "Growth, maintenance and product formation of autotrophs in activated sludge:

&lt;1 %

## Taking the nitrite-oxidizing bacteria as an example", Water Research, 200810

Publication

25

Qiufeng Lin, Feilong Dong, Cong Li, Junkui Cui. "Disinfection byproduct formation from algal organic matters after ozonation or ozone combined with activated carbon treatment with subsequent chlorination", Journal of Environmental Sciences, 2021

Publication

<1 %

26

[knowledgecommons.lakeheadu.ca](https://knowledgecommons.lakeheadu.ca)

Internet Source

<1 %

27

[vdoc.pub](https://vdoc.pub)

Internet Source

<1 %

28

[www.jeeng.net](http://www.jeeng.net)

Internet Source

<1 %

29

An, Y.. "Characterization of membrane foulants in an anaerobic non-woven fabric membrane bioreactor for municipal wastewater treatment", Chemical Engineering Journal, 20091215

Publication

<1 %

30

Chaochao Gu, Pin Gao, Fan Yang, Dongxuan An, Mariya Munir, Hanzhong Jia, Gang Xue, Chunyan Ma. "Characterization of extracellular polymeric substances in biofilms under long-term exposure to ciprofloxacin

<1 %

antibiotic using fluorescence excitation-emission matrix and parallel factor analysis", Environmental Science and Pollution Research, 2017

Publication

31

Clara Bretas Alvim. "Caracterización de microplásticos en aguas naturales y residuales, y su influencia y separación en procesos biológicos de depuración", Universitat Politecnica de Valencia, 2022

Publication

<1 %

32

Weiwei Huang, Xiao Qin, Bingzhi Dong, Wenzong Zhou, Weiguang Lv. "Investigation of the mechanisms of membrane fouling by intracellular organic matter under different iron treatments during ultrafiltration", Chemosphere, 2018

Publication

<1 %

33

Xiaoye Zhang, Yiping Tian, Xiaofang Zhang, Mindong Bai, Zhitao Zhang. "Use of multiple regression models for predicting the formation of bromoform and dibromochloromethane during ballast water treatment based on an advanced oxidation process", Environmental Pollution, 2019

Publication

<1 %

34

[cwww.intechopen.com](http://cwww.intechopen.com)

Internet Source

<1 %

35	docksci.com Internet Source	<1 %
36	dokumen.pub Internet Source	<1 %
37	espace.library.uq.edu.au Internet Source	<1 %
38	yanjiu.09006.com Internet Source	<1 %
39	Jarusutthirak, C.. "Understanding soluble microbial products (SMP) as a component of effluent organic matter (EfOM)", Water Research, 200706 Publication	<1 %
40	Ma, Defang, Yingjie Meng, Chufan Xia, Baoyu Gao, and Yan Wang. "Fractionation, characterization and C-, N-disinfection byproduct formation of soluble microbial products in MBR processes", Bioresource Technology, 2015. Publication	<1 %
41	Martha J.M. Wells, Jennifer Hooper, Gene A. Mullins, Katherine Y. Bell. "Development of a fluorescence EEM-PARAFAC model for potable water reuse monitoring: Implications for inter-component protein-fulvic-humic	<1 %



## interactions", Science of The Total Environment, 2022

Publication

42

Michael J. Pullin. "Effects of Iron on the Molecular Weight Distribution, Light Absorption, and Fluorescence Properties of Natural Organic Matter", Environmental Engineering Science, 10/2007

Publication

<1 %

43

Naoko Munakata, Jeff Kuo. "Disinfection Processes", Water Environment Research, 2016

Publication

<1 %

44

Tihana Žugčić, Radhia Abdelkebir, Francisco J. Barba, Anet Rezek-Jambrak et al. "Effects of pulses and microalgal proteins on quality traits of beef patties", Journal of Food Science and Technology, 2018

Publication

<1 %

45

Yahui Shi, Jinhui Huang, Guangming Zeng, Yanling Gu, Yi Hu, Bi Tang, Jianxin Zhou, Ying Yang, Lixiu Shi. "Evaluation of soluble microbial products (SMP) on membrane fouling in membrane bioreactors (MBRs) at the fractional and overall level: a review", Reviews in Environmental Science and Bio/Technology, 2017

Publication

<1 %

46	Yi Tong Cheah, Derek Juinn Chieh Chan. "A methodological review on the characterization of microalgal biofilm and its extracellular polymeric substances", Journal of Applied Microbiology, 2022 Publication	<1 %
47	Yong-Tae Ahn, Dong-Wan Cho, Akhil N. Kabra, Min-Kyu Ji et al. "Removal of Iopromide and Its Intermediates from Ozone-Treated Water Using Granular Activated Carbon", Water, Air, & Soil Pollution, 2015 Publication	<1 %
48	<a href="http://ebin.pub">ebin.pub</a> Internet Source	<1 %
49	<a href="http://escholarship.org">escholarship.org</a> Internet Source	<1 %
50	<a href="http://scholarbank.nus.edu.sg">scholarbank.nus.edu.sg</a> Internet Source	<1 %
51	<a href="http://vbook.pub">vbook.pub</a> Internet Source	<1 %
52	<a href="http://www.tandfonline.com">www.tandfonline.com</a> Internet Source	<1 %
53	Daniela P. Mesquita, Cristina Quintelas, A. Luís Amaral, Eugénio C. Ferreira. "Monitoring biological wastewater treatment processes: recent advances in spectroscopy	<1 %

## applications", Reviews in Environmental Science and Bio/Technology, 2017

Publication

---

54

Wen Chen, Paul Westerhoff, Jerry A. Leenheer, Karl Booksh. "Fluorescence Excitation–Emission Matrix Regional Integration to Quantify Spectra for Dissolved Organic Matter", Environmental Science & Technology, 2003

<1 %

Publication

---

55

Yinghan Chen, Tao Lin, Wei Chen. "Enhanced removal of organic matter and typical disinfection byproduct precursors in combined iron–carbon micro electrolysis-UBAF process for drinking water pre-treatment", Journal of Environmental Sciences, 2018

<1 %

Publication

---

56

Zhi Guo, Yen Wah Tong. "The interactions between *Chlorella vulgaris* and algal symbiotic bacteria under photoautotrophic and photoheterotrophic conditions", Journal of Applied Phycology, 2013

<1 %

Publication

---

57

"The Role of Microalgae in Wastewater Treatment", Springer Science and Business Media LLC, 2019

<1 %

Publication

---

58

Lap-Cuong Hua, Shu-Ju Chao, Kochin Huang, Chihpin Huang. "Characteristics of low and high SUVA precursors: Relationships among molecular weight, fluorescence, and chemical composition with DBP formation", Science of The Total Environment, 2020

Publication

<1 %

59

Leloup, Maud, Rudy Nicolau, Virginie Pallier, Claude Yéprémian, and Geneviève Feuillade-Cathalifaud. "Organic matter produced by algae and cyanobacteria: Quantitative and qualitative characterization", Journal of Environmental Sciences, 2013.

Publication

<1 %

Exclude quotes Off

Exclude matches Off

Exclude bibliography On