

VOL. XII | MARCH 21, 2015

PROCEEDINGS OF

**THE HOKKAIDO  
INDONESIAN STUDENT  
ASSOCIATION  
SCIENTIFIC MEETING**



*"SCIENCE  
DEVELOPMENT  
FOR HUMANITY  
AND PROSPERITY"*

**SCOPE** | Agriculture and Forestry | Energy, Field, and Environmental Engineering | Environmental, Earth Science and Social Environmental Studies

ISSN 2355-4398



T 0 7 200 439802

**Organized by:**



HISAS HOKKAIDO



## Table of Content

Preface	i
Table of content	ii
Editorial	iii
Parallel Sessions	
<b>Comparison of Antibiotic and Probiotic as Growth Promoters using Histological Analysis on Chicken Intestine</b>	2
Syabilla Rivenia, Hanan Asyroti Gadjah Mada University	
<b>Characterization of Cellulase in the Cellulolytic Bacteria of Termites (Order: Isoptera) as Composting Accelerator Agensia</b>	8
Rifqi Z. Janatunaim, Cornelius Y. Wijaya, Adilah R. Azizah, Eka Ramadhani, Fajar Priyambada, Yekti A. Purwestri Gadjah Mada University	
<b>OLIVE-BACKED SUNBIRD (<i>Nectarinia jugularis</i>) BEHAVIOR in IPH CAMPUS, DRAMAGA</b>	13
Hidayatul Munawaroh <sup>1*</sup> , Kuznia Wachidah <sup>2*</sup> , Rodho Darma Satria FZ Bogor Agricultural University	
<b>Assessing Natural Organic Matter Characteristics During Coagulation Process</b>	17
Okok Hendriyanto Cahyonugroho, Euis Nurul Hidayati UPN "Veteran" Jawa Timur	
<b>Qausus Quzah Home, Save Street Child</b>	22
Arum Retno Ningsih, Dr. Djuniadi M.T. Semarang State University	
<b>Revolution Water Treatment "Ecogreen" With Nano Filter Technology as Solution of Fresh Water for the Future</b>	26
Supriady RP Siregar, Rizky Meisa Anugrah, M. Sayyid Aziz Padjadjaran University	
<b>Time Allocation of Women In Coastal Areas of Purworejo District Central Java Province, Indonesia</b>	30
Arta Kusumaningrum, Subejo, Endang Sulastri Gadjah Mada University,	
<b>Wet Salting System Based Co doped ZnO Photocatalyst to Produce a More Qualified and Healthier Salted Fish in Indonesia</b>	34
Yoyon Wahyono, Alfin Darin, Heri Santana, Eko Sisworo Diponegoro University	



Proceedings of The Hokkaido Indonesian Student Association Scientific Meeting (HISAS) | Vol. XII | 21 Maret 2015  
ISSN: 2355-4398

**PROCEEDINGS OF THE HOKKAIDO  
INDONESIAN STUDENT ASSOCIATION  
SCIENTIFIC MEETING (HISAS)**

**Editor in Chief**

La Ode Muhammad Yasir Haya (Halu Oleo University)

**Contributing Editor**

Suherman (Gadjah Mada University)

Rochim B. Cahyono (Gadjah Mada University)

Ahmad Saifuddin (Sepuluh November Institute of Technology)

Erik Prasetyo Zen (LIPI)

Muhammad Rondhi (Jember University)

Dhian Dwibadra (Palangkaraya University)

LesnantoPutranto (Gadjah Mada University)

Haryo Edi Wibowo (Gadjah Mada University)

Yudistira Wahyu Kurnia (Sriwijaya University)

Iman Abdullah (Indonesia University)

Najib Fauzi (Diponegoro University)

Fiolentina Marpaung (Agency of Research & Technology Development)

Effendi (Padang State University)

Pajar Patriansyah

Isma Rosyida

Atfritedy Limin

Putri Pratiwi

Jamal Musa Hole

**Cover Design**

Devi Novi Astuti

**Layout**

Nur Walhid

**Finance**

Rifatunnisa

**Editorial Office**

**Persatuan Pelajar Indonesia di Hokkaido (PPI Hokkaido)**

**The Hokkaido Indonesian Student Association**

Faculty of Environmental Earth Science,

Hokkaido University,

Kita-ku Kita 10 Nishi 5, Sapporo, Hokkaido, Japan

[www.ppi-hokkaido.org](http://www.ppi-hokkaido.org)

[hisas12\\_ppi@yahoo.co.id](mailto:hisas12_ppi@yahoo.co.id)

**Printed by SIAGA PRINTING**

Bogor, Indonesia



## Assessing Natural Organic Matter Characteristics during Coagulation Process

Ulrik Hendriyanto Cahyanugroho<sup>1\*</sup>, Dais Narel Hidayah<sup>2\*</sup>

<sup>1</sup>Department of Environmental Engineering, U.P.V. "Yusuf" Lima Tama  
Kampus Pongkor Medan, Gunung Ajiar, Sumatera, Indonesia

<sup>2</sup>gphed@yahoov.com

yu.lata@fkm.11.com

**Abstract**—Natural organic matter (NOM) is heterogeneous mixture of organic compounds that enter the water from various decomposition and metabolic reactions, including animal, plant, domestic and industrial wastes. NOM refers to group of carbon-based compounds that are found in surface water and ground water. The aim of the study is to assess organic matter characteristics in Jagir River as drinking water source and to characterize the organic components that could be removed during coagulation. Coagulation is the common water treatment process can be used to remove NOM with alum coagulant in various dosage. NOM surrogates, including total organic carbon (TOC), ultra violet absorbance at 254 nm (UV<sub>254</sub>) and specific UV absorbance (SUVA) were chosen to assess the organic removal. Results of jarred experiments showed that NOM can be removed about 40% - 50% of NOM surrogates with 200 mg/L alum. About 32% removal of dissolved organic fractions, humic substances from total fractions removal is detected by size exclusion chromatography (SEC).

**Keywords**— natural organic matter, coagulation, TOC, water treatment

### 1. INTRODUCTION

Jagir River was used as the sources water for drinking water supply in water treatment plant in Surabaya city. However, Jagir river is very polluted due to discharging of wastewater from industrial and domestic from apartment, as shown by high concentration of DO minimum 0.8 mg/L. Discharge of untreated and treated wastewater into drinking water sources might contained organic matter, instead of natural organic matter [1]. Natural organic matter (NOM) in natural waters is heterogeneous mixture of organic compounds that enter the sources water from various decomposition and metabolic reactions, including animal and plant (allochthonous) and from (lign) sources (autochthonous) [2]. NOM is composed of relatively high molecular

weight to low molecular weight and also classified as humic matter and non-humic matter [Cross et al., 2003]. The presence of NOM, aside from the obvious taste and aesthetic issues, can impact water treatment. In the final disinfection stage, NOM which is not removed by previous treatment processes can react with chlorine to form potentially carcinogenic disinfectant by-products (DBPs) such as trihalomethanes (THMs) and haloacetic acids (HAAs) [3].

Removal of NOM from water sources is highly dependent on the characteristics of the NOM present (e.g., molecular weight distribution, carboxylic acidity and humic substances content), its concentration and the removal methods applied. Different water treatment methods have been used for the removal of NOM from water sources with varying degree of success. Coagulation and flocculation is the most common and feasible processes to remove NOM due to aggregation mechanism [4]. The aggregation mechanisms through combination of charge neutralization, enmeshment, adsorption and complexation with coagulant metal ions into insoluble particulate aggregates [5]. Aluminium and ferric based coagulants is widely used in drinking water treatment [5, 6]. The most commonly used aluminium-based coagulant has been alum (Al<sub>2</sub>(SO<sub>4</sub>)<sub>3</sub>), with other coagulants including aluminium chloride (AlCl<sub>3</sub>). Trivalent aluminium ions are released into a solution from the respective salt. Alum based coagulant are hydrolysed and form soluble complexes possessing high positive charges [5, 7].

The aim of this study is to assess organic matter characteristics in Jagir River as source water for drinking water and to characterize the organic components that could be removed during coagulation. This study showed the performance of high performance liquid chromatography-size exclusion chromatography (HPLC-SEC) with capillary carbon dioxate, in addition

to NOM surrogate parameters, such as total organic carbon (TOC), ultraviolet at 254 nm wavelength (UV<sub>254</sub>) and specific UV absorbance (SUVA).

### III. MATERIAL AND METHOD

Raw water samples was taken from Jagir River in Surabaya city, Indonesia. Jar test was performed using jar test apparatus Phipps & Bird, Richmond, Virginia. About 1000 ml of water sample and added various dosage of Alum (Al<sub>2</sub>(SO<sub>4</sub>)<sub>3</sub>·18H<sub>2</sub>O) coagulant to rapid mixing 150 rpm for 5 min, followed by slow mixing 33 rpm for 15 min, then settling for 30 min. Supernatant liquid was collected for organic carbon analysis. Various dosage of Alum is 5, 10, 25, 50, 100, 200 (mg/L).

#### D. Organic Carbon Analysis

Raw water sample and the samples after coagulation were filtered through 0.45 µm membrane filter paper and were measured as total organic carbon (TOC) by using a Shimadzu TOC-2000A. UV<sub>254</sub> absorption was measured with UV-VIS spectrophotometer Shimadzu UV-1601 to detect transmissivity properties of organic compound in order to provide an indication of what type of organic compound dominate. SUVA value also was calculated based on the UV<sub>254</sub> over the TOC concentration. HPLC-SEC analysis was conducted by using Dionex Ultimate 3000 HPLC system with a flow rate 0.5 mL/min. Chromatogram of HPLC-SEC were analyzed using peak fitting technique to provide quantitatively removal. Peakfit version 4, Syntax Software is a commercially available software used for peak fitting technique.

### III. RESULT AND DISCUSSION

The characteristic of raw water quality parameters as represented by NOM surrogate TOC 3.6 mg/L and UV<sub>254</sub> 0.078 cm<sup>-1</sup>. SUVA value showed 2.2 L/mg-m which corresponded to the composition of NOM in Jagir River is mixture aquatic humic and non-humic, mixture of hydrophobicity and mixture molecular weight [2]. NOM composition in Jagir River could be generated from domestic and industrial activities, in addition to organic matter that have been released due to microbial activities in the water bodies. Wastewater treatment can not remove all organic contaminants and when it was discharged into aquatic environment, the contaminant can ultimately lead to the growth of undesirable aquatic life [1]. Total organic carbon is always measured by TOC instrument equipped with high-temperature combustion and infrared ray to detect the amount of formation of carbon dioxide. Hence, TOC instrument just could provide total carbon content and not

distinguish the individual distribution of organic fraction. This absence information could be solved using HPLC-SEC equipped with organic carbon detector system having an ability to provide the qualitative information of chromatogram as a function of elution time in minutes. According to the current reports [8,9], the diagram of HPLC-SEC shows some peaks respectively, biopolymer with elution time before 75 minutes, including polyaccharide, or amino sugars, humic substances with elution time after 75 min to 100 min and low molecular weight with elution time more than 100 min, as shown in Fig.1. According to Fig.1, raw water before and after treatment is dominated by humic substances.




Fig. 1 HPLC-SEC chromatogram of raw water before and after treated by alum coagulation.

#### E. Removal of NOM Surrogate Parameters

The effect of the various alum dosage on the NOM removal in Jagir River were measured by TOC, UV<sub>254</sub> and SUVA with the percentage removal of organic matter after coagulation (Fig.2). As alum coagulant dosage increased, the removal of TOC increased, in-line with increasing UV<sub>254</sub> removal. The aggregation mechanism through organic matter removal could be a combination of charge neutralization, entrapment, adsorption, complexation, which would be differed for types of organic matter due to the various composition of NOM [4]. After alum coagulant was hydrolyzed and forms several soluble complexes possessing high positive charges, thus adsorbing onto the surface of the negative colloids [5, 6]. It seems that Jagir River is mixture of aromatic acid aliphatic compound, since overall organic removal is less than 36% indicated presence of remaining organic matters. Coagulation showed slightly higher UV<sub>254</sub> removal than TOC removal, in addition less than 15% significantly SUVA removal.






Fig. 2 Removal of TOC, UV<sub>254</sub> and SUVA value as function of alum dosage.

#### K. Removal of Organic Fractions by Using HPLC-SEC

Figure 3 shows percentage removal of organic fractions in Jagir River before and after coagulation. Distribution of organic fractions have been shown in Fig.1, then peak fitting technique was used to explain Fig.1 quantitatively. Coagulation with alum decreased the NOM content effectively and led to the more disappearance of second peak or humic substances. Humic substances were identified significantly than biopolymer and low molecular weight, as shown by increasing alum dosage obtained increasing removal of humic substances. Insignificant removal of biopolymer and low molecular weight indicated low efficiency of alum in the coagulation process in removing organic fraction. [4, 10]. It seems that high molecular weight in biopolymers probably contained more hydrophilic compound, since coagulation is hard to remove hydrophilic compound [7, 11]. Low molecular weight content have been identified as higher carboxylic acid or highest content of acidic functional groups are the most difficult to destabilize by coagulation [7]. By comparing Fig 2 and Fig 3, total organic fraction removal is consistent with TOC and UV<sub>254</sub> removal, while SUVA removal showed similar trend removal with biopolymers and low molecular weight removal. It indicated that coagulation is easy to remove aromatic and hydrophobic compound and difficult to remove aliphatic and hydrophilic compound.




Fig. 3 Organic fractions removal at various dosage of alum coagulant.

#### IV. CONCLUSIONS

Based on this study, size exclusion chromatography have been applied with peak fitting technique is useful method to assess characteristic of organic fractions by using coagulation. Alum coagulant with jar test method was successful in product which organic fraction in Jagir River as removable and non-removable fractions, less than 46% of total fractions removal. Overall, assessment of NOM removal by coagulation was good, with variation removal less than 26% for UV<sub>254</sub> since UV absorbance could detected aromatic compound significantly. Efficiency coagulation to remove organic fraction in different source water should be tested due to different characteristic of organic fractions.

#### ACKNOWLEDGMENT

This work was supported by Directorate Higher National Education - Ministry of National Education Indonesia, in Competitive Grant Scheme No.SPP/035/L1/LPP/II/2015. The authors are grateful for kind support from UPN "Veteran" Jatin.



REFERENCES

- [1] H.K. Shon, S. Vijayasekaran & S.A. Snyder, *Effluent Organic Matter (EOM) in Wastewater: Constituents, Effects and Treatment*, Critical Reviews in Environmental Science and Technology, 2006, vol. 36 : 4, 327-374.
- [2] J.K. Edzwald, *Water Quality and Treatment: AWWA 6<sup>th</sup> Edition*, 2011.
- [3] D.S. Wang, Y.M. Zhao, M.Q. Yan, C.W.K. Chow, *Removal of DBP Precursors in Micro-Polluted Source Waters: A Comparative Study on the Enhanced Coagulation Behaviour*, Separation and Purification Technology, 2015, vol. 118, 271-278.
- [4] C.W.K. Chow, J.L. Leenwen, R. Fabris, M. Drikas, *Optimized Coagulation Using Aluminium Sulfate for the Removal of Dissolved Organic Carbon*, Desalination, 2009, vol. 245, 120-134.
- [5] Amirthanjan, A., and Mills, K. M. *Rapid Mix Design for Mechanisms of Alum Coagulation*, American Water Works Association, 1982, 74(4), 210.
- [6] Jarvis, P., Jefferson, B. and Parsons, S.A. *Characterizing Natural Organic Matter Floes*, Water Science and Technology: Water Supply, 2004, vol. 4(4), 79-87.
- [7] Her, N., Amy, G., Foss, D., Cho, J., Yoon, Y., Kosenka, P., 2002. *Optimization of Method for Detecting and Characterizing NOM by HPLC-Size Exclusion Chromatography with UV and On-Line DOC Detection*, Environ. Sci. Technol. 2002, vol. 36, 1069-1076.
- [8] A. Matilainen, M. Vepsäläinen, M. Sillanpää, *Natural Organic Matter removal by Coagulation during Drinking Water Treatment: A Review*, Advances in Colloid and Interface Science, 2010, vol. 159, 189-197.
- [9] Huber, S. A., A. Bala, M. Abert, & W. Prunk, *Characterisation of Aquatic Humic and Non-Humic Matter with Size-Exclusion Chromatography – Organic Carbon Detection – Organic Nitrogen Detection (LC-OCD-OND)*, Water Research, 2011, vol. 45: p 879-885.
- [10] Kondrin, G., Chow, C. W. X., Fabris, R. and Drikas, M. *Absorbance Spectroscopy-Based Examination of Effects of Coagulation on the Reactivity of Fractions of Natural Organic Matter with Varying Apparent Molecular Weights*, Water Research, 2009, vol.43, 1541-1548.
- [11] Liang, L. and Singer, P.C., *Factors Influencing the Formation and Relative Distribution of Haloacetic Acids and Trihalomethanes in Drinking Water*, Environmental Science Technology, 2003, vol. 37, 2920-2928.