

3. Agriculture supply chain performance and added value of cocoa: a study in Kare Village, Indonesia

by Hamidah Hendrarini

Submission date: 18-Jan-2023 08:43AM (UTC+0700)

Submission ID: 1994478875

File name: and_added_value_of_cocoa__a_study_in_Kare_Village,_Indonesia.pdf (619.36K)

Word count: 8261

Character count: 43626

Agriculture supply chain performance and added value of cocoa: a study in Kare Village, Indonesia

Pawana Nur Indah^{1*}, Risqi Firdaus Setiawan¹, Hamidah Hendrarini¹, Endang Yektingsih¹ and Rifan Jefri Sunarsono²

¹University of Pembangunan National “Veteran” East Java, Department of Agriculture, Faculty of Agriculture, Surabaya city, 60294, Indonesia

²Airlangga University, Department of Management, Faculty of Economics and Business, Airlangga, Surabaya city, 29115, Indonesia

*Corresponding author: Pawana_ni@upnjatim.ac.id

Abstract

Indah, P. N., Setiawan, R. F., Hendrarini, H., Yektingsih, E. & Sunarsono, R. J. (2021). Agriculture supply chain performance and added value of cocoa: a study in Kare village, Indonesia. *Bulg. J. Agric. Sci.*, 27 (3), 487–497

This study aims to determine the condition of the cocoa supply chain, the value added members of the supply chain and supply chain performance measurement, and to enhance the potential performance and added value in researched area. This study was conducted in Kare Village, Indonesia. The method of determining the location was done purposively. The method of determining the sample for cocoa supply chain actors was carried out by using the Simple Random Sampling method while for collectors, wholesalers and SMEs use Purposive Sampling method include 20 cocoa farmers, 1 trade-collector, 1 wholesaler, and 1 cocoa MSMEs. Data collection techniques were through interviews and expert opinion. The analytical method used descriptive analysis, additional value analysis uses the Hayami method and the design of metric measurements for cocoa supply chain performance uses the SCOR (Supply Chain Operations Reference) - AHP (Analytic Hierarchy Process) method. The results presented that the supply chain conditions for Cocoa in Kare Village had not been in an optimal performance. The additional value analysis showed the proportion of the added value earned by farmers was diverse. The results of the supply chain performance measurement metric design, known that the determinants of supply chain performance in sustainable supply chain management according to experts in the actor cluster (SMEs), the performance Indicator cluster (companies) and the alternative strategy cluster are Increasing Income was diverse too. Increasing the additional value is able to be done by utilizing by-products cocoa processing such as cocoa pulp and cocoa pod husks. The cocoa pulp can be processed into nata products and cocoa juice, while the cocoa pods can be used as fertilizer.

Keywords: Agriculture Supply Chain; cocoa; Analytic Hierarchy Process; Supply Chain Operations Reference; Additional Value

Introduction

Cocoa is one of top five commodities in the plantation sector and it is the third largest contributor of all export national plantation products after palm oil and coffee in Indonesia. Even this commodity is one of the big five, but the

condition in the exporting side in the past five years from 2015 to 2019 was identified fluctuating up and down with percentage value from 7.31 until 7.53 per cent per year. The up and down condition of Indonesia cocoa export indicated that there are one or several wrong things that need to be founded and fixed. The problem appointed in this research

is the production of the cacao which has been up and down due to many factors that need to be identified deeply. This problem should be concerned more carefully remembering that from the previous research the development of every element related to the agriculture supply chain will affect the better performance of productivity. Some researches that have a concern about agriculture supply chain were Weidenmann (2012) who studied about the stochastic programming, a way to solve the agriculture supply chain problem, Wiedenmann & Geldermann (2015) who studied about the ability of stochastic program to solve the uncertain condition of agriculture supply chain, Asian & Nie (2014), Kamble et al. (2020), Yan et al. (2017), Chai & Zhou (2014), Jaffe et al. (2010), Banasik et al. (2016), Gardas et al. (2018) and many others who concerned in this area. The possible things which caused the shifted of Indonesia's cocoa condition are including low productivity, low quality of cocoa, instability in prices and supplies, environmental and market risks, and many other factors (Aini et al., 2017). Some risks of these factors must be borne by members of the cocoa supply chain (Utami et al., 2017).

Some crucial values and purposes of this study are to identify and analyze the supply chain of cocoa in Kare, one of the village samples in Indonesia, to encourage the development and productivity of cocoa plants in Indonesia especially in villages in Kare District, Indonesia and become cocoa-based Business Centers, to improve the performance of the community, especially farmers in cultivating cocoa according to the technical standards and good cocoa farming practices (Good Agricultural Practices (GAPs), to build stronger farmer institutions towards advanced SMEs, to increase the added value of processed cocoa products as potential superior areas based on cocoa, and to enhance the welfare of cocoa farmers, to overcome supply chain risks in cocoa distribution.

Conceptual Framework and Research

Agriculture Supply Chain

The concept of supply chain has been used around 1000 years and it became more popular after the development of supply chain management (SCM) by Keith Oliver, a consultant at Booz Allen Hamilton (Sees, 2013). SCM was defined as an integrating function with primary responsibility for linking major business functions and business processes within and across companies into a cohesive and high-performing business model (CSCMP, 2005). Routroy & Behera (2017) informed that agriculture and farming dates back thousands of years. In 10 000 BC, the first agricultural revolution happened, which is also known as Neolithic Revolution,

and humans transitioned from hunting and gathering to settled agriculture. The latest agricultural revolution also known as Green Revolution (i.e. industrialized agriculture production which happened all over the world, technology development, a series of research, management of agriculture) has been happening from 1943 to late 1970s. Supply chain thinking encourages a system-wide view of the chain-focusing as much on the linkages between technologically separable segments as on the management of processes within those segments (King & Venturini, 2005).

Specifically, some researchers provided the definition of agriculture supply chain. Agricultural supply chain management (ASCM) includes a number of processes such as supply management, production management and demand management to ultimately satisfy the customers through a competitive distribution channel. Tsolakis et al. (2014) defined ASC into a set of activities in a "farm-to-fork" sequence including farming (i.e. land cultivation and production of crops), processing or production, testing, packaging, warehousing, transportation, distribution, and marketing. Chandrasekaran & Raghuram (2014) interpreted ASCs as the activities of production and process management, supply management, and demand management through a competitive distribution channel for satisfying the end consumer. Sgarbossa & Russo (2017) reviewed ASCs and stated that ASCs comprise of stakeholders such as food processing, procurement, and manufacturing organizations, distribution and commercial organizations, agents, food-service firms and hotels and restaurants, and grocers, and retail organizations. Sharma et al. (2020) stated that agriculture supply chain consisted of three primary aspects which are farming and agriculture inputs, processing and storage, and transportation and distribution. Vorst (2006) has developed supply chain management in agricultural food products which refers to the *Asian Productivity Organization* (APO) development, there are six aspects, those are supply chain targets, supply chain structure, resources, chain management, business chain processes, and supply chain performance. The discussing of these aspects can be seen from the supply chain that occurred in Kare Village. The process of measuring supply chain performance can be carried out efficiently which requires the design of cocoa supply chain performance indicators (Rakhman et al., 2018).

ASC (Agriculture Supply Chain) Problem

Some problems in agriculture supply chain area have been studied time by time and every case had its study focus. Weidenmann & Geldermann (2015) studied about supply planning model for linseed oil processor in a polymers production supply chain that optimized the expected profit

under raw material quality or quantity, raw material seasonal availability and market demand uncertainty. One of the profit mentioned in this research are the optimization of acreage for contract farming and the volume of optional supply for various situations. The researchers proposed the program namely stochastic programming which has been studied and mentioned in the previous research provided by Weidenmann (2012) who stated that this program can easily be adjusted to other decision situation as to model utilization of by-products, the existence of different quality grades on diversification on the demand side or the commodity market, penalty costs proportional to the shortage volume, a price escalation clause and the possibilities to split optional supply. In one of the latest studies, Wiedenmann & Geldermann (2015) stated that the stochastic program provided suitable model for the uncertain condition faced by the user such as the farmers. This program turned quite flexible to be used in various conditions as well as to mitigate any risk might be applied in such cases as well.

The different subject of study nonetheless still in the supply chain context and quite interesting to be explored provided by Asian & Nie (2014) who concerned about the volatility of material owned by vendors who should supply to the buyer. Many companies which had global supply network suffered by the demand uncertainty and supply disruption. The backup supplier which should be used as the alternative resource provider sometimes would not simply agree on taking the two-sided risks and may not provide sufficient capacity. This research developed the contract based sourcing strategy that assists mitigate the negative effects of supply chain uncertainty and companies share. The problem identified in this research was the ignorance information or obscurity role of the backup vendor who supplies company's material. By providing the clear information about the backup role of backup vendors, they will turn to understand what role and way they should take and finally ramp their production level up more conservatively and finally it was found the win-win situation for the buyer and vendor in supplying material. This finding can be applied in agriculture sector which the stakeholders should consider about the backup plan and the backup resource to run their business in the volatile and uncertain condition that should be managed well.

Another different focus on agriculture research provided by Yan et al. (2017) who studied about the use of the internet of thing (IoT) in the fresh agricultural product (FAP) supply chain. This research analyzed the coordination FAP supply chain coordination which comprised manufacturer, distributor and retailer based on an improved revenue-sharing contract. Some important findings about the IoT use in FAP supply chain were IoT was able to the quality of FAP, reduced

the damage and accident rate, ensured the real-time control in transit and safety management. Moreover, several other findings gave significant view. The use of revenue-sharing contract parameters combination was identified to maximize the expected profit of the supply chain which arbitrarily assigned among the manufacturers, distributors, and retailer. The price elasticity gave huge impact on the FAP supply chain profit. The increase of price elasticity identified could gradually reduce the market demand optimal order quantity and freshness. The controlling of the transit time and environment believed should be enhanced to construct the effective logistic chain through the use of IoT in FAP supply chain.

Then Chen & Zhou (2014) studied that transportation, production and marketing model that reduced the expected production total cost by determining the delivery waiting time for the final product and the processing time of production in a perishable fresh-crop supply chain. The problems raised in this research were the potential decay of the fresh product that will be exported to other countries in the delivery process and the supply of the fresh product in the local market but it was identified less profitable compared to export market. The information believed played crucial role to enhance the fresh product supply chain especially through the monitor and the update of priority variables such as processing times, the fresh-times, the departure time of the transporter, as well as the random demands. The lifetime of the product will take a role in the consideration to determine if the product should be sold in export or local market. The fresh product should be divided into "make-to-order" and "make-to-stock" which this classification will help the seller to determine which one should be treated to supply the local market or export market as well.

The efficient agricultural supply chain management (ASCM) also has been taking as consideration by some researchers such as Kambhata et al. (2020). Some problems concerned in this research are the lack of industrialization, inadequacy of the management, information inaccuracy, and inefficient supply chains. This study tried to offer more comprehensive solutions to overcome from the inefficient supply chain such as the application of the block chain, the internet of thing and big data technology. The main purpose of the study was to understand the supply chain processes from where the data is collected, sustainable agriculture supply chain objectives attained (social, environmental and economic), the analytics used level (descriptive, predictive and prescriptive), and the supply chain resources deployed for the same. Some important findings in this research were the optimization use of SCV in agri-food supply chain (AFSC). SCV is not only the availability of the information, but is

determined by the accuracy of the shared data, usefulness timeliness, and the data structure also (Barratt & Oke, 2007; Bailey & Pearson, 1983; Gustin et al., 1995; Mohr & Sohi, 1995). Barratt & Oke (2007) define SCV as the extent to which actors within a supply chain have access to or share information which they consider will be of mutual benefit and which they consider as key or useful to their operations. SCV (60) e was consisting of the process in supply chain such as plan, source, make, and deliver. The integration of the firm's resources consisted of organizational resource, technological resource, human resource, physical resource, intangible (6) source, and financial resource. It was confirmed that the high level of SCV and integration of the firm's resources will affect the sustainable performance of AFSC. SCV and integration of the firm's resources believed could be maximized its potential through the implementation (19) data analytic capability (DAC) which conceptualized as conceptualize DAC as the ability to utilize resources to perform analytics task, based on the interaction between IT assets and other firm resources (Cosic et al., 2015).

The discussion about supply chain in agricultural sector attracted many researchers to study and unravel the case happened. A previous comprehensive study provided by Jaffe et al. (2010) who studied about the risk and uncertainty occurred in agriculture and supply chain agriculture such as geographical (11) separation of end uses and production, weather vagaries, unpredictable nature of biological processes, pronounced seasonal (11) of market cycles and production, uncertain and unique political economy of food and agriculture (64) tors, both domestic and international. Their research used Rapid Agricultural Supply Chain Risk Assessment (RapAgRisk) method to unravel and catch the problems and then formulate the risk management strategies to answer the risk and uncertainty occurred. Another study (47) rovided by Banasik et al. (2016) who took a concern in the large amount of losses in the food manufacturing industry (24) analyzing the agri-food supply chain through proposing a multi-objective mixed integer linear programming model to quantify trade-offs between environmental and economic indicators and explore quantitatively alternative recycling technologies.

A study from India w (52) concern in agricultural supply chain provided by Gardas et al. (2018). This study focused on giving the description of agriculture supply chain condition in India and finding the solutions to overcome from the identified challenge (16) and improve the performance. Some problems faced in agricultural supply (16) chain management in India were high cost of marketing, limited integration among the national agricultural market and limited agricultural market infrastructure. These problems can be at least minimized by implementing the effective marketing strategies which were

believed will assist farmers in acquiring their fair share of the production price, improving competitiveness among the various members, decreasing the (16) production cost, reducing ecological disasters, increasing employability in the region, and reducing waste. Another deep study of agricultural supply chain is provided by Kaijun (22) l. (2018) who identified the agricultural industry in China which is scattered, small, disorganized (22) ly and weak. By conducting this research, it was explained that the agricultural business resource (22) block chain based on double-chain structure can provide matching mechanism for public service platform and adaptive rent seeking.

Problem Identification at ASC (Agriculture Supply Chain) in Indonesia (31)

In 2015, the total export volume in Indonesia reached 355 320 tons with a total value of 1.31 billion USD, decreasing to 330 030 tons in 2016 with a total value of 1.24 billion USD. In 2017, total exports increased by 7.53 percent to 354 880 tons compared to 2016. In 2018 the total export volume reached 380 830 tons with a total value of 1.25 billion USD, down to 358 480 thousand tons in 2019 with a total value of 1.20 billion USD (Indonesia Central Bureau of Statistic, 2020) (Figure 1, Table 1).

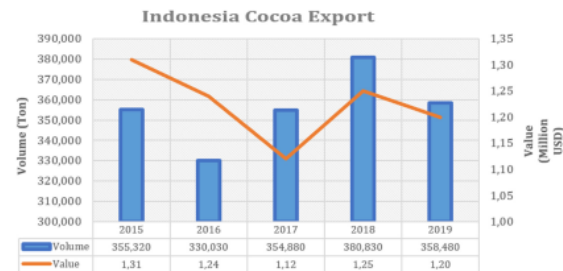


Fig. 1. Indonesia Cocoa Export 2015 - 2019

Source: Indonesia Central Bureau of Statistic, 2020

East Java is one of the provinces in Indonesia that has been developed (29) cocoa plantations since 2011 and the cocoa productivity in East Java identified has ascended annually. The condition of cocoa productivity in Indonesia was in line with the productivity condition in East Java Province, however this condition was not in line with the condition in Madiun, one of (15) regencies in East Java Province. Decreased productivity can be seen in Table 2 and Table 3.

The inverted condition between Madiun regency and East Java province or Madiun regency and Indonesia needs to be taken consideration and studied deeply. Some researchers stated that this condition was caused by the challenges of

Table 1. Land Area, Production and Productivity of Cocoa in Indonesia 2014-2017

Year	Production (Ton)	Land Area (Ha)	Productivity (Ton/Ha)
2015	593 331	1 709 284	0.35
2016	658 399	1 720 773	0.38
2017	585 246	1 653 116	0.35
2018	767 280	1 611 014	0.48
2019	774 195	1 592 562	0.49

Source: Indonesia Central Bureau of Statistic, 2020

Table 2. Land Area, Production and Productivity of Cocoa in East Java 2016-2020

Year	Production (Ton)	Land Area (Ha)	Productivity (Ton/Ha)
2016	27 384	57 877	0.47
2017	28 214	58 019	0.49
2018	30 138	54 638	0.55
2019	30 950	54 408	0.57
2020	31 395	54 468	0.58

Source: Ministry of Agriculture, 2020

Table 3. Land Area, Production and Productivity of Cocoa in Madiun Regency 2015-2017

Year	Production (Ton)	Land Area (Ha)	Productivity (Ton/Ha)
2015	2 791	5 673	0.491
2016	2 810	5 761	0.486
2017	2 900	5 843	0.484

Source: Indonesia Central Bureau of Statistic, 2020

59 global market and the added value of cocoa which brings a consequence of the need to increase competitiveness in the supply chain of cocoa industry (Budiwan & Syahrial, 2018).

Research Method

3 The research was conducted in Kare Village, Kare District, Madiun Regency, Indonesia. Kare Village is an area with an optimized land area to become the largest agricultural land. Kare Village has the largest area of non-paddy agricultural land and non-a 3 cultural land compared to other villages in Kare District. The determination of the research location was carried out purposively with the consideration that Kare Village is one of the production centers for Cocoa in Madiun Regency (Tanjung et al., 2017). A quantitative ap-

17 proach will be used in this study where the researcher will involve the administration of a structured set of questions or statements with predefined response options aimed at a large number of respondents (Burns & Bush, 2014). The data collection methods used question 4 ires and interviews with experts and related agencies. 3 The sampling for cocoa supply chain actors was carried out by using the random sampling method, while for collectors, wholesalers and SMEs used purposive sampling method including 20 cocoa farmers, 1 col 57 or, and 1 cocoa SMEs (Table 4).

The data analysis method used to calculate the added value produced in cocoa agro-insutry in the Kare District, Madiun Regency, is a Hayami value added analysis tool (Septiaji et al., 2018). Hayami value added analysis can be seen in Table 5.

Table 4. Data Collection Detail

No	Data Collection Approach	Explanation 53
1	Literature study	Used to study the concept of cocoa supply chain management, the concept of identification of the cocoa supply chain, the concept of risk analysis of the cocoa supply chain, the current state of the cocoa market and the cocoa supply chain, the concept of performance measurement using SCOR-AHP, the FMEA concept, and the concept ANP
2	Field observations	By seeing directly the activities related to supply chain management, performance measurement, and risks that often occur in the cocoa supply chain.
3	Interviews	Used to obtain accurate and in-depth information and to clarify the results of field observations on supply chain configuration and supply chain problems

Table 5. Added Value Calculation of Hayami Method

4	Variable	Value
1	Output, kg/month	A
2	Raw material, kg/month	B
3	Labor, HOK/month	C
4	Conversion factor	$D = A/B$
5	Labor coefficient	$E = C/B$
6	Output price, Rp/kg	F
7	Overage wages of labor, IDR/HOK	G
Income and profit, IDR/kg		
8	Raw material price, IDR/kg 2	H
9	Other input contribution, IDR/kg	I
10	Output value, IDR/kg	$J = D \times F$
11	a. Added value, IDR/kg b. Value added ratio, %	$K = J - I - F$ $L\% = (K/J) \times 100\%$
12	a. Labor benefits, IDR/HOK b. Share of labor, %	$M = E \times G$ $N\% = (M/K) \times 100\%$
13	a. Profit, IDR b. Profitability rate, %)	$O = K - M$ $P\% = (O/K) \times 100\%$
Remuneration for Production Factors		
14	a. Margin, IDR/ kg b. Profit, % c. Labor, % d. Other input, %	$Q = J - H$ $R = O/Q \times 100\%$ $S = M/Q \times 100\%$ $T = I/Q \times 100\%$

NB : 1 USD = 14,500 IDR (Estimation)

Source: Hayami (1987)

Annotation:

A = Output / total production of cocoa products produced by the agro-industry.

B = Input / raw material in the form of cocoa fruit used in the production process.

C = Labor used in producing cocoa products is calculated in the form of HOK (Hari Orang Kerja or Working Days of Labor) in one analysis period.

F = Product price prevailing in one analysis period.

G = Average wages amount received by labors in each production period which is calculated per HOK (Working Days of Labors).

H = Price of main raw material input per fruit (kg) during the analysis period

I = Contribution / other input costs consisting of supporting raw material costs, depreciation costs, and packing costs.

1 Rp = 0.0000689 USD / 0.0000571 EURO

1 IDR = 0.0000689 USD

Meanwhile, the tool to calculate supply chain performance is SCOR (Supply Chain Operations Reference) version 11.0 (Liputra et al., 2018). SCOR is based on five different business processes; those are Planning, Sourcing, Production, Distribution and Returning. This business process is placed in the first level of the SCOR hierarchy. The business processes are then decomposed to be forming a lower level (Chotimah et al., 2017). Here is the detail of the data collection through several ways:

Data collected from research objects, including supply chain data including structure, mechanisms, business processes, resources, and supply chain management obtained through interviews, Perception data about supply chain performance measurement metrics, respondent perception data about pairwise comparisons for determining risk priorities and selection of alternative supply chain performance improvement strategies as well as benchmark data to related Cocoa MSMEs. Other data collected from the Plantation Office include data on the area of cocoa plantations in Indonesia, Cocoa Production and Productivity in Indonesia, and Export - Import of Cocoa in Indonesia. Cocoa plantation areas in Madiun, cocoa consumption data, Madiun cocoa productivity data and cocoa related regulations.

4 Result and Discussion

Cocoa Supply Chain

In the cocoa supply chain in Kare Village, Indonesia which became the members of the supply chain are farmers and collectors. However, currently a new supply chain member is being tested, namely SMEs "Dumilah". The addition of supply chain members aims to increase efficiency in supply chain activities and to bring the market closer to farmers who are in far locations from the cocoa purchasing unit (Alim et al., 2018). As producers, the cocoa farmers are member chain that initiates the supply chain for cocoa. Farmers have an important role in the cocoa supply chain because they determine the quantity, quality and continuity of the cocoa supply (Anindita et al., 2018). Farmers receive technical counseling on cocoa cultivation based with GAP standard (Good Agriculture Practice) in order to increase the cocoa production and quality (Saputra et al., 2019).

Farmers in the Gondo Arum farmer group sell cocoa in the form of dry fermented beans. The SMEs, which will be a member of the supply chain, has just been formed and was located in Kare Village and was directly managed by the Gondo Arum farmer group. With the existence of SMEs in Kare Village, the market is closer to farmers so that farmers can get optimal prices and save the transportation costs. The hope is these small and medium enterprises managed by the Gondo Arum Farmer Group will return the farmers to active in running the community group. The system which will be built by SMEs is to buy and sell cocoa beans in a professional manner to get benefits based on togetherness and mutual cooperation. The price that applies in SMEs is not different from the price that applies in the purchasing. The Gondo Arum farmer group gets some profits from the difference between the selling price to the SMEs and the farmer's purchase price less with costs incurred. In the trade

of cocoa beans activity at SMEs, there are some quality control tests. The quality control assessments consist of checking bean count, waste, moldy, moisture, and insect, brown and salty. Quality control activities are carried out by SMEs who have received training and mentoring from the purchasing unit. The cocoa beans purchased or collected at SMEs will be processed into cocoa primary and secondary products (Tanjung et al., 2017).

Supply Chain Management

The business processes in the supply chain include contractual agreements and transaction systems. A contractual agreement contains a mutual agreement between the sides that collaborate both formally and informally. The function of a contractual agreement is to provide an overview of the obligations and limitations that must be carried out by the sides involved and can function in a predetermined period of time (Noviantari et al., 2018).

In general, there is no contractual agreement between cocoa supply chain actors, especially in the upstream sectors. The purchase of dry cocoa beans is carried out freely, there are no rules about the quantity or quality of cocoa beans. Previously, a contractual agreement had ever been applied between the Gondo Arum farmer group and one of the primary processing industries. The agreement regulates the quantity of production, quality of cocoa, price and delivery time. However, the agreement did not work properly because the amount of dry cocoa beans production did not fulfill the requirements. As a result, the contract was canceled and the farmers resold cocoa to collectors. The transaction system applied to each member of the supply chain is different. The transaction system that occurs between cocoa farmers and collectors is carried out using a cash system. It means that payments are conducted in cash during the transaction processes. Meanwhile, between collectors and wholesalers are applied a cash on delivery transaction system, which means that the payment is made when the goods are received according to the amount at hand. The industrial or SMEs level, both primary and secondary, usually apply the cash term system. In this system, payments are made based on an agreed time. In this system, payments are made based on an agreed time. The agreements made between cocoa farmers, collectors and industry or SMEs are not conducted through a formal contract, but only through verbal agreement which is then recorded in written way. The agreements made are only about the quality of cocoa, the selling price, and the number of sales of cocoa to collectors. However, usually the number of sold cocoa beans is as much as the cocoa beans harvested by farmers according to the harvest period.

58

Value Added Analysis

To analyze the added value produced in cocoa agro-nutrition in the Karellage, the Hayami added value analysis tool was used. Value added analysis in this research was done using the Hayami method, where the calculation is based on one unit of the main raw material of the finished product (Hayami et al., 1987). Value added analysis of agricultural product processing can be carried out in a simple way, namely by calculating the added value per kilogram of raw material for one processing that produces a certain product. The factors that affect the added value for processing can be grouped into two, namely technical factors and market factors. Technical factors that influence are production capacity, the amount of raw materials used and labor, while market factors that influence are output prices, labor wages, raw material prices, and the value of other inputs besides raw materials and labor. Another input value is the value of all sacrifices other than raw materials and labor used during the processing process. The supporting concepts in the analysis of the added value of the Hayami method on the processing subsystem are a) the conversion factor, which shows the amount of output that can be produced from one input unit, b) direct labor coefficient, which shows the amount of direct labor required to process one input unit, and c) output value, shows the output value generated from one input unit. Here are the three stakeholders which are analyzed its value added through the Hayami method.

Value Added of Farmers (Table 6)

56

The value added calculation above shows that farmers who sell their cocoa beans in the form of fermentation obtained higher value added ratio that is 77.67%. The value added ratio shows that for every 100 IDR of output produced by farmers there is an added value of 77.67 IDR for farmers who sell the cocoa in form of fermentation to collectors (Maulana et al., 2019). The benefits level of farmers who sell in the form of fermented cocoa to collectors is 32.67%. The profit earned by each farmer is based on the quality of the cocoa beans produced (Nuzuliyah, 2018).

Value Added of Collectors (Table 7)

Based on the Table 8, the added value obtained by fermented cocoa collectors is quite low, that is 6.67 %, with a profit rate of 6%. This is because there is no treatment that increases added value to the cocoa beans. Such a this thing happens because collectors act as cocoa distributors for other supply chain members, not as producers, so the added value they get is lower (Mardesci, 2019).

Value Added of SMEs (Table 8)

Table 6. Value added at farmer level

13	Variable	Value
1	Output, kg/ month	400
2	Raw material, kg/month	500
3	Labor, HOK/month	72
4	Conversion factor	0.80
5	Labor coefficient	0.14
6	Output price, IDR/kg	28 000
7	Average wages of labor, IDR/HOK	70 000
9 Income and profit, IDR/kg		
8	Raw material price, IDR/kg	5000
9	Other input contribution, IDR /kg	1
10	Output value, IDR /kg	22 400
11	a. Added value, IDR/kg	17 399
	b. Value added ratio, %	77.67
12	a. Labor benefits, IDR /HOK	10 080
	b. Share of labor, %	57.93
13	a. Profit, IDR	7 319
	b. Profitability rate, %	32.67

Source: Primary Data Analyzed, 2020

Table 7. Value added at the collectors level

13	Variable	Value
1	Output, kg/month	250
2	Raw material, kg/month	250
3	Labor, HOK/month	1
4	Conversion factor	1
5	Labor coefficient	0.004
6	Output price, IDR/kg	30 000
7	Average wages of labor, IDR/ HOK	50 000
38 Income and profit, IDR/kg		
8	Raw material price, IDR/kg	28 000
9	Other input contribution, IDR/kg	-
10	Output value, IDR /kg	30 000
11	a. Added value, IDR/kg	2000
	b. Value added ratio, %	6.67
12	a. Labor benefits, IDR/HOK	200
	b. Share of labor, %	10
13	a. Profit, IDR	1800
3	b. Profitability rate, %	6

Source: Primary Data Analyzed, 2020

From Table 9 can be seen the level of the value added ratio is 28.89% with the level of a gain of 28.37%. This added value is generated due to the processing of cocoa beans into finished and semi-finished products. It is hoped that this SMEs will develop continuity over time so that it can create independence at the farmer level, especially in the Kare Village area (Septiaji et al., 2018).

54

Table 8. Calculation of value added at the SMEs level

13	Variable	Value
1	Output, kg/month	1500
2	Raw material, kg/month	1500
3	Labor, HOK/month	5
4	Conversion factor	1
5	Labor coefficient	0.003
6	Output price, IDR /kg	45 000
7	Average wages of labor, IDR IDR / HOK	70 000
38 Income and profit, IDR/kg		
8	Raw material price, IDR /kg	30 000
9	Other input contribution, IDR /kg	2000
10	Output value, IDR /kg	45 000
11	a. Added value, IDR /kg	13 000
	b. Value added ratio, %	28.89
12	a. Labor benefits, IDR /HOK	233.33
	b. Share of labor, %	1.79
13	a. Profit, IDR	12 766.67
	b. Profitability rate, %	28.37

Source: Primary Data Analyzed, 2020

Cocoa Supply Chain Performance

Supply chain performance measurement is carried out by benchmarking actual data to relevant competitors at the level of farmers, collectors and cocoa agro-industry. The performance assessment of members of the cocoa supply chain can be seen in Table 9.

Table 9. Cocoa Supply Chain Performance Value

Performance Attributes	Value, %		
	Farmers	Collectors	SMEs
Reliability	38.982	56.072	26.610
Responsiveness	-	23.127	14.500
Agility	-	-	38.121
Cost	47.094	5.084	17.190
Total	76.076	84.283	96.411

Source: Primary Data Analyzed, 2020

The responsiveness attribute value at the farmer level and the agility attribute at the farmer and collector level cannot be calculated. So that the weight normalization is conducted by dividing the weight of certain attributes by the number of attribute weights used (Rakhman et al., 2018). Based on the table above, the cocoa supply chain performance value at the farmer level is the lowest with a performance value of 76.076%. In the value classification, this value is included in the below average category. It is caused by the average age of farmers which has entered the age of 30-50 years and over so that the resulting farmer's performance cannot be maximized according to the expecta-

tions (Azmiyati & Hidayat, 2017). At the collector level, the performance value is 84.283% with the moderate performance classification (average). Meanwhile, at the industrial level, the performance value obtained is 96.411% which is classified as an excellent performance. The low performance of cocoa farmers is caused by poor cultivation techniques. Mostly of farmers have not applied good and correct cultivation techniques due to the many steps that must be taken in maintaining cocoa plants. On average, Indonesian cocoa farmers are still oriented towards getting quick profits so they do not pay attention to quality aspects and care of cocoa plants.

Formulation of Supply Chain Performance Improvement Strategy Priorities

Based on Figure 2, the cluster which is considered gives a highest influence on performance improvement and added value of cocoa supply chain is an industry with a priority value of 0.4433. The Indonesian cocoa industry has an important role in earning foreign exchange and absorbing labor. The cocoa industry in Indonesia has wide connection from both upstream and downstream (Hadinata & Marianti, 2020).

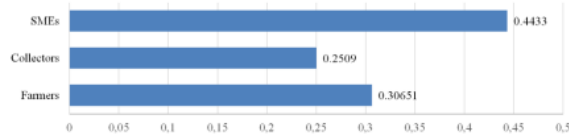
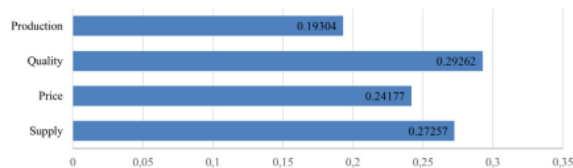


Fig. 2. Actor Cluster Priority

Based on Figure 3, it presents that product quality (cocoa) is the most influential performance indicator on the cocoa supply chain in Kare Village, Kare District with a priority value of 0.29262. It is because product quality is an important aspect in determining cocoa prices and fulfilling consumer satisfaction (Yoga Priantara et al., 2017).

The results of the alternative cluster priority show that the element of increasing income has the highest priority.



Performance Indicator Priority

Fig. 3. Cluster Priority for Performance Indicators

The incomes of supply chain members in the upstream sector are generally still low, especially for the farmers. The quality of Indonesian cocoa, particularly those produced by the people, is still priced lowest in the international market because it is considered in a poor condition (Rayuddin, 2019). The level of profit obtained by cocoa supply chain actors is still very volatile and not optimal, so there is still an opportunity to increase the members' income of the cocoa supply chain by improving added value (Hidayati et al., 2020) (Figure 4).

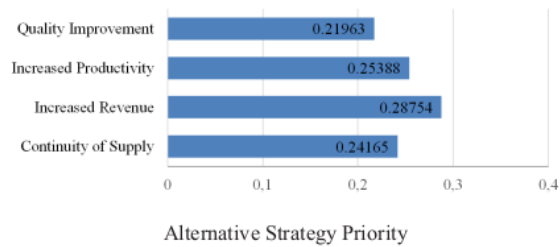


Fig. 4. Cluster Priorities for Alternative Strategies Priority

Conclusion

From the value added analysis result, it was found that farmers value added ratio is the highest one due to the process of fermented cocoa. The farmers who process the cocoa into fermented cocoa obtained more profitability rate. This result signs that farmers and other stakeholders has to find other ways to make their product more valuable in order that it will affect their profitability. The SMEs also obtain quite good profitability rate. This condition happened due to the fact that SMEs processed the cocoa beans into finish and semi-finished products such as chocolate candy, cocoa powder and chocolate drinks. The process to become finished and semi-finished products went through a good process using machines that have been subsidized by the government. The last party that achieved the worst profitability was the collectors. This condition happened since the collectors almost did not do anything to the cocoa products they received from farmers. One of the important parties that need to take more action to enhance the cocoa supply chain is SMEs and it does not mean that the other parties are not important. The combination actions and good cooperation among all parties could make the cocoa supply chain performance even better.

Kare Village, Kare Subdistrict is one of the villages with agricultural potential, one of which is in the plantation sector because of its geographic location which is in a highland area, making it suitable for the needs of develop-

ing plantation crops. The cocoa plant in Kare District is the most popular crop for farmers and the majority of farmers cultivate cocoa, because it is considered capable of increasing farmers' income when compared to other commodities. This plant is indeed a very strategic plant to cultivate. Besides that, the condition of the area in Kare Village is very supportive for cultivating cocoa plants. Based on the results described above, the strategic priority for cocoa plantation development in Kare village, Indonesia is based on a combination of all criteria, the feasibility of price stability is the first priority. The second priority is technical cultivation skills and the third is post-harvest technology.

The cocoa supply chain mechanism has to be started by farmers and collectors in the upstream sector. Meanwhile, in the downstream sector, the members of the supply chain who play a role are SMEs and final consumers. Analysis of added value in supply chain activities carried out at the farmer, collectors and SMEs levels. The result of added value shows that collectors have the lowest profit rate among other supply chain actors. This is because the collectors do not process or modify commodities, but only act as distributors to other members of the supply chain. Performance assessment is conducted on the same actor with added value analysis. The results of the performance assessment show that farmers have the lowest performance value. The low performance of farmers is because cocoa farmers have not implemented good agricultural practices in both cocoa cultivation and post-harvest. Based on the results of the formulation of a performance improvement strategy, the increasing income has the highest priority. Increasing the added value can be implemented by utilizing cocoa processing by-products such as cocoa pulp and cocoa pod husks. The pulp of cocoa can be processed into natal products and cocoa juice, while the pods of cocoa can be used as fertilizer.

Further research is needed regarding all members of the cocoa supply chain, including the primary processing industry and exporters, so that conditions and performance can be identified that are more precise and in accordance with the reality of the cocoa supply chain. Weighting should be done using three or more expert opinions, so that the weight obtained is better and more accurate. In the future, cocoa plantation development directions need to pay attention to market factors for cocoa commodities, especially those related to the feasibility and stability of the selling price of cocoa at the farm level. Besides that, what also needs attention is the human resource factor related to technical skills in cocoa cultivation, and agricultural extension workers as well as the technological factors that support post-harvest activities.

References

- Anindita, K., Ambarawati, I. G. & Dewi, R. K. (2018). Supply chain performance at Madukismo sugar factory by method SCOR - AHP (Kinerja Rantai Pasok di Pabrik Gula Madukismo dengan Metode SCOR - AHP.) *Jurnal Sosial Ekonomi Dan Kebijakan Pertanian*, 7 (2), 176-187 (Ind).
- Asian, S. & Nie, X. (2014). Coordination in supply chains with uncertain demand and disruption risks: Existence, analysis, and insights. *IEEE Transactions on Systems, Man, and Cybernetics: Systems*, 44 (9), 1139-1154.
- Azmiyati, S. & Hidayat, S. (2017). Supply chain performance measurement at PT. Louserindo Megah Permai using SCOR and FAHP models (Pengukuran Kinerja Rantai Pasok pada PT. Louserindo Megah Permai Menggunakan Model SCOR dan FAHP.) *Jurnal Al-Azhar Indonesia Seri Sains Dan Teknologi*, 3 (4), 163-170 (Ind).
- Bailey, J. & Pearson, S. (1983). Development of a tool for measuring and analyzing computer user satisfaction. *Management Science*, 29 (5), 530-545.
- Banasik, A., Kanellopoulos, A., Claassen, G. D. H., Bloemhof-Ruwaard, J. M. & Vorst, G. J. A. J. (2017). Closing loops in agricultural supply chains using multi-objective optimization: A case study of an industrial mushroom supply chain. *International Journal of Production Economics*, 183, 409-420.
- Barratt, M. & Oke, A. (2007). Antecedents of supply chain visibility in retail supply chains: a resource based theory perspective. *Journal of Operations Management*, 25 (6), 1217-1233.
- Burns, A. C. & Bush, R. F. (2014). Marketing research, 7th edition. International edition, Pearson Education Limited, England.
- Cai, X. & Zhou, X. (2014). Optimal policies for perishable products when transportation to export market is disrupted. *Production and Operations Management*, 23 (5), 907-923.
- Chandrasekaran, N. & Raghuram, G. (2014). Agribusiness supply chain management. CRC Press. Boca Raton, Florida, 77.
- Cosic, R., Shanks, G. & Maynard, S. (2015). A business analytics capability framework. *Australasian Journal of Information Systems*, 19, 5-19.
- CSCMP (2005). Supply Chain and Logistics Terms and Glossary. <https://cscmp.org/Default.asp> (accessed March 23, 2020).
- der Vorst, J. V. (2006). Performance measurement in ari-food supply-chain networks - An overview. Netherlands, Springer. 13-24.
- Gardas, B., Raut, R., Jagtap, A. H. & Narkhede, B. (2018). Exploring the key performance indicators of green supply chain management in agro-industry. *Journal of Modelling in Management*, 14 (1).
- Gustin, C. M., Daugherty, P. J. & Stank, T. P. (1995). The effects of information availability on logistics integration. *Journal of Business Logistics*, 16 (1), 1-21.
- Hadinata, S. & Marianti, M. M. (2020). Analysis of the downstream impact of the cocoa industry in Indonesia (Analisis Dampak Hilirisasi Industri Kakao di Indonesia.) *Jurnal Akuntansi Maranatha*, 12 (1), 99-108 (Ind).
- Hayami, Y., Kawagoe, T., Morooka, Y. & Siregar, M. (1987). Agricultural marketing and processing in upland Java. *A Per-*

- spective from a Sunda Village. Bogor: The CPGRT Centre.
- Hidayati, S., Suroso, E., Setiawan, T., Septiyan, J. & Kurniawan, A.** (2020). Analysis of added value of rubber finished goods agroindustry in Lampung Province (Analisis Nilai Tambah Agroindustri Barang Jadi Karet di Provinsi Lampung.) *Teknotan*, 14 (1), 1-6 (Ind).
- Kaijun, L., Ya, B., Limbo, J., Han-Chi, F. & Nieuwenhuys, I. V.** (2018). Research on agricultural supply chain system with double chain architecture based on blockchain technology. *Future Generation Computer Systems. Future Generation Computer Systems-The International Journal of Esience*, 2018, 86, 641-649.
- Kamble, S., Gunasekaran, A. & Gawankar, S. A.** (2020). Achieving sustainable performance in a data-driven agriculture supply chain: A review for research and applications. *International Journal of Production Economics*, 219 (C), 179-194.
- King, R. P. & Venturini, L.** (2005). Demand for quality drives changes in food supply chains. In: New directions in global food markets, A. Regmi and M. Gehlhar (eds.). *Agriculture Information Bulletin*, 794. Washington, DC: United States Department of Agriculture. www.ers.usda.gov
- Mardesci, H.** (2019). Analysis of added value of coconut water candy (Analisis Nilai Tambah Permen Air Kelapa.) *Jurnal Teknologi Pertanian*, 8 (2), 112-116 (Ind).
- Maulana, H., Miftah, H. & Yusdiarti, A.** (2019). Analysis of added value of processed palm sugar in Joint Business Group (Kub) Palm Ants Sugar (Gsa) (Analisis Nilai Tambah Olahan Gula Aren Di Kelompok Usaha Bersama (Kub) Gula Semut Aren (Gsa)). *Jurnal Agribisnis*, 4 (2), 8-14 (Ind).
- Mohr, J. & Sohi, R. S.** (1995). Communication flows in distribution channels: impact on assessments of communication quality and satisfaction. *Journal of Retailing*, 71 (4), 393-416.
- Noviantari, K., Ibrahim Hasyim, A. & Rosanti, N.** (2018). Supply chain analysis and value added of Luwak in Lampung Province (Analisis Rantai Pasok dan Nilai Tambah Agroindustri Kopi Luwak di Provinsi Lampung.) *Jiia*, 3 (1), 10-17 (Ind).
- Nuzuliyah, L.** (2018). Added value analysis of rhizome product. *Jurnal Teknologi Dan Manajemen Agroindustri*, 7 (1), 31-38 (Ind).
- Rakhman, A., Machfud, M. & Arkeman, Y.** (2018). Supply chain management performance using the Supply Chain Operation Reference Method Approach (SCOR) (Kinerja Manajemen Rantai Pasok dengan Menggunakan Pendekatan Metode Supply Chain Operation Reference) (SCOR). *Jurnal Aplikasi Bisnis Dan Manajemen*, 4 (1), 106-118 (Ind).
- Rayuddin** (2019). Cocoa agroindustry to increase farmers income in Konawe District (Agroindustri Kakao Untuk Meningkatkan Pendapatan Masyarakat Petani di Kabupaten Konawe.) *OPTIMA*, 3 (2), 30-37 (Ind).
- Routroy, S. & Behera, A.** (2017). Agriculture supply chain: A systematic review of literature and implications for future research. *Journal of Agribusiness in Developing and Emerging Economies*, 7 (3), 275-302
- Saputra, I. K., Bafadal, A. & Aida, S.** (2019). Tampabulu, Poleang Utara District, Bombana Regency (Tampabulu Kecamatan Poleang Utara Kabupaten Bombana.) *Jurnal Ilmiah Agribisnis*, 4 (3), 66-70 (Ind).
- Septiaji, I. D., Cepriadi, C. & Tety, E.** (2018). Analysis of added value of agroindustry of cocoa downstream products (Case study of Mini Chocato Factory, Kapalo Koto Village, Payakumbuh Selatan District, Sumatera Barat) (Analisis Nilai Tambah Agroindustri Produk Hilir Kakao (Studi Kasus Pabrik Mini Chocato Kelurahan Kapalo Koto, Kecamatan Payakumbuh Selatan, Sumatera Barat)). *Jurnal Agribisnis*, 19 (2), 72-86 (Ind).
- Sgarbossa, F. & Russo, I.** (2017). A proactive model in sustainable food supply chain: Insight from a case study. *International Journal of Production Economics*, 183, 596-606.
- Sharma, R., Shishodia, A., Kamble S., Gunasekaran, A., & Belhadi, A.** (2020). Agriculture supply chain risks and COVID-19: mitigation strategies and implications for the practitioners. *International Journal of Logistics Research and Applications*, 1-27.
- Tanjung, W. N., Hidayat, S. & Azmiyati, S.** (2017). System simulation to improve supply chain performance (Simulasi Sistem Untuk Meningkatkan Kinerja Rantai Pasok.) *Jurnal Al-Azhar Indonesia Seri Sains Dan Teknologi*, 3 (4), 171-177 (Ind).
- Tsolakis, N. K., Keramydas, C. A., Toka, A. K., Aidonis, D. A. & Iakovou, E. T.** (2014). Agrifood supply chain management: A comprehensive hierarchical decision-making framework and a critical taxonomy. *Biosystems Engineering*, 120 (1), 47-64.
- Wiedenmann, S. & Geldermann, J.** (2015). Supply planning for processors of agricultural raw materials. *European Journal of Operational Research*, 242 (2), 606-619.
- Yan, B., Wu, X., Ye, B. & Zhang, Y.** (2017). Three-level supply chain coordination of fresh agricultural products in the Internet of Things. *Industrial Management & Data Systems*, 117 (9), 1842-1865.
- Yoga, P. I., Mulyani, S. & Satriawan, I.** (2017). Analysis of added value of Kintamani Bangli Arabika coffee processing (Analisis Nilai Tambah Pengolahan Kopi Arabika Kintamani Bangli.) *Jurnal Rekayasa Dan Manajemen Agroindustri*, 4 (4), 33 - 42 (Ind).

Received: July, 23, 2020; Accepted: February, 19, 2021; Published: June, 2021

3. Agriculture supply chain performance and added value of cocoa: a study in Kare Village, Indonesia

ORIGINALITY REPORT

24%

SIMILARITY INDEX

18%

INTERNET SOURCES

20%

PUBLICATIONS

8%

STUDENT PAPERS

PRIMARY SOURCES

1	www.emeraldinsight.com Internet Source	2%
2	AG Zainal, H Yulianto, Rudy, H Yanfika. "Financial benefits of the environmentally friendly aquaponic media system", IOP Conference Series: Earth and Environmental Science, 2021 Publication	1%
3	ica.upnjatim.ac.id Internet Source	1%
4	ejournal2.undip.ac.id Internet Source	1%
5	www.ajhssr.com Internet Source	1%
6	Sachin S. Kamble, Angappa Gunasekaran, Shradha A. Gawankar. "Achieving sustainable performance in a data-driven agriculture supply chain: A review for research and	1%

applications", International Journal of
Production Economics, 2020

Publication

7	Bo Yan, Xiao-hua Wu, Bing Ye, Yong-wang Zhang. "Three-level supply chain coordination of fresh agricultural products in the Internet of Things", Industrial Management & Data Systems, 2017 Publication	1 %
8	Wiedenmann, Susanne, and Jutta Geldermann. "Supply planning for processors of agricultural raw materials", European Journal of Operational Research, 2015. Publication	1 %
9	repository.uin-suska.ac.id Internet Source	1 %
10	www.tandfonline.com Internet Source	1 %
11	docplayer.net Internet Source	1 %
12	pdfs.semanticscholar.org Internet Source	1 %
13	ajarcde-safe-network.org Internet Source	1 %
14	enrichment.iocspublisher.org Internet Source	<1 %

15

jurnal.unej.ac.id

Internet Source

<1 %

16

Bhaskar B. Gardas, Rakesh D. Raut, Naoufel Cheikhrouhou, Balkrishna E. Narkhede. "A hybrid decision support system for analyzing challenges of the agricultural supply chain", Sustainable Production and Consumption, 2018

Publication

<1 %

17

H Hendrarini, E S Rahayu, Kusnandar, R J Sunarsono, T Soedarto. "The influence of ihsan attitude and economic condition to farmer household food security", IOP Conference Series: Earth and Environmental Science, 2018

Publication

<1 %

18

Cai, Xiaoqiang, and Xian Zhou. "Optimal Policies for Perishable Products When Transportation to Export Market Is Disrupted", Production and Operations Management, 2013.

Publication

<1 %

19

agri.ckcest.cn

Internet Source

<1 %

20

"A Framework for Sales and Operations Planning in Process Industries", 'Linkoping University Electronic Press'

Internet Source

<1 %

21 Andini Dya Prathita, Joni Murti Mulyo Aji, Rini Purwatiningsih. "Supply chain and quality management of Arabica coffee: A case of smallholders' agribusiness in Bondowoso Indonesia", AIP Publishing, 2023
Publication <1 %

22 Kaijun Leng, Ya Bi, Linbo Jing, Han-Chi Fu, Inneke Van Nieuwenhuyse. "Research on agricultural supply chain system with double chain architecture based on blockchain technology", Future Generation Computer Systems, 2018
Publication <1 %

23 e-journal.president.ac.id
Internet Source <1 %

24 coek.info
Internet Source <1 %

25 pennstate.pure.elsevier.com
Internet Source <1 %

26 Silvia Dwi Irawati, Ratih Setyaningrum, Dwi Nurul Izzhati, Rindra Yusianto. "Identification of Potato Supply Chain Network Design To Increase Farmer's Income : Studi cases in Kejajar Village, Wonosobo, Central Java", 2022 International Seminar on Application for Technology of Information and Communication (iSemantic), 2022 <1 %

27

www.dtic.mil

Internet Source

<1 %

28

A A Haidi, R Latief, I Sudirman. "Increased value-added marning corn products", IOP Conference Series: Earth and Environmental Science, 2020

Publication

<1 %

29

Gyska Indah Harya, Pawana Nur Indah, Sudyarto, Sri Widayanti, Liana Fatma Leslie Pratiwi. "Competitiveness and development perspective of processed cocoa industries in East Java", AIP Publishing, 2018

Publication

<1 %

30

Sobhan Asian, Xiaofeng Nie. "Coordination in Supply Chains With Uncertain Demand and Disruption Risks: Existence, Analysis, and Insights", IEEE Transactions on Systems, Man, and Cybernetics: Systems, 2014

Publication

<1 %

31

repository.ung.ac.id

Internet Source

<1 %

32

Submitted to Aston University

Student Paper

<1 %

33

Imam Mujahidin Fahmid, Wahyudi, Darmawan Salman, I Ketut Kariyasa et al. ""Downstreaming" Policy Supporting the

<1 %

Competitiveness of Indonesian Cocoa in the Global Market", *Frontiers in Sustainable Food Systems*, 2022

Publication

34

Y.A. Purwanto, W. Shalihy, U. Ahmad. " Study on the supply chains and the potency of the use of cold storage to extend shelf life of shallot (L.) in Indonesia ", *Acta Horticulturae*, 2018

Publication

35

Srikanta Routroy, Astajyoti Behera. "Agriculture supply chain", *Journal of Agribusiness in Developing and Emerging Economies*, 2017

Publication

36

Zilong Song, Shiwei He, Guangshu Xu. "Decision and Coordination of Fresh Produce Three-Layer E-Commerce Supply Chain: A New Framework", *IEEE Access*, 2019

Publication

37

www.abacademies.org

Internet Source

38

A Analiasari, B Hidayat, T B Trisnanto. "Functional characteristics and added value siger rice based on cassava as a local food source", *IOP Conference Series: Earth and Environmental Science*, 2020

Publication

<1 %

<1 %

<1 %

<1 %

<1 %

39

Ammar Mohamed Aamer, Mohammed Ali Al-Awlaqi, Ifadhila Affia, Silvia Arumsari, Nabeel Mandahawi. "The internet of things in the food supply chain: adoption challenges", *Benchmarking: An International Journal*, 2021

Publication

<1 %

40

Zulkiflibasri, Siti Bulkis, Muhammad Arsyad, M. Farid Bdr. "The role of agribusiness institutions in the progress of cocoa farming in West Sulawesi", *IOP Conference Series: Earth and Environmental Science*, 2022

Publication

<1 %

41

www.tib.eu

Internet Source

<1 %

42

Rahmi Wati, Firwan Tan, Andri, Amna Suresti, Tevina Edwin. "Performance analysis of milk processing units to support competitive improvement of the milk processing industry in Padang Panjang City, West Sumatera Province", *IOP Conference Series: Earth and Environmental Science*, 2021

Publication

<1 %

43

www.igi-global.com

Internet Source

<1 %

44

R Indriani, R Darma, Y Musa, A N Tenriawaru, S Imran. "Product flow pattern at cayyene

<1 %

pepper supply chain", IOP Conference Series:
Earth and Environmental Science, 2020

Publication

45

isclo.telkomuniversity.ac.id

Internet Source

<1 %

46

repository.ub.ac.id

Internet Source

<1 %

47

Aleksander Banasik, Argyris Kanellopoulos, G.D.H. Claassen, Jacqueline M. Bloemhof-Ruwaard, Jack G.A.J. van der Vorst. "Closing loops in agricultural supply chains using multi-objective optimization: A case study of an industrial mushroom supply chain", International Journal of Production Economics, 2017

Publication

<1 %

48

Duška Gajdić, Herbert Kotzab, Kristina Petljak. "Collaboration, trust and performance in agri-food supply chains: a bibliometric analysis", British Food Journal, 2022

Publication

<1 %

49

Submitted to Kingston University

Student Paper

<1 %

50

Rahul Priyadarshi, Srikanta Routroy. "Vertical integration level selection for value addition of herbal products: A farmer's perspective", Materials Today: Proceedings, 2018

Publication

<1 %

51 St Hijrah Alfiana, Rindam Latief, S Salengke. <1 %
"FORMULATION FORMULATION OF STRATEGY
FOR SMALL CHOCOLATE PROCESSING
INDUSTRY BASED ON SWOT ANALYSIS : CASE
STUDY CV. PUTRA MATARAM", AGROLAND
The Agricultural Sciences Journal (e-Journal),
2022
Publication

52 www.emerald.com <1 %
Internet Source

53 www.mdpi.com <1 %
Internet Source

54 Jelianti Lubis, Evy Maharani, Shorea <1 %
Khaswarina. "Analysis of The Added Value of
The Palm Sugar In Rambah District Rokan
Hulu Regency", Jambura Agribusiness Journal,
2022
Publication

55 Sriyadi, Heri Akhmadi, Ananti Yekti. "Impact of <1 %
Agrotourism Development on Increasing
Value Added of Agricultural Products and
Farmers' Income Levels (A Study in
Karangtengah, Bantul, Yogyakarta)", E3S Web
of Conferences, 2021
Publication

56 ejournal.unipas.ac.id <1 %
Internet Source

57

journals.insightpub.org

Internet Source

<1 %

58

jurnal.pancabudi.ac.id

Internet Source

<1 %

59

opac.lib.idu.ac.id

Internet Source

<1 %

60

phd.mater.uni-mate.hu

Internet Source

<1 %

61

www.jurnal.unsyiah.ac.id

Internet Source

<1 %

62

Pier Paolo Carrus, Roberta Pinna.
"Information Technology and Supply Chain
Management Coordination", International
Journal of E-Services and Mobile Applications,
2011

Publication

<1 %

63

R Purwaningsih, C G Pratiwi, N Susanto, H
Santosa. "Measurement of Intermediary
Trader Efficiency in Poultry Distribution Using
Data Envelopment Analysis Method", IOP
Conference Series: Materials Science and
Engineering, 2019

Publication

<1 %

64

Chris I. Enyinda, Chris H. Mbah. "Quantifying
Sources of Risk in Global Food Operations and

<1 %

Supply Chain", Thunderbird International Business Review, 2017

Publication

65

Vichathorn Piyathanavong, Van-Nam Huynh,
Jessada Karnjana, Sun Olapiriyakul. "Role of
project management on Sustainable Supply
Chain development through Industry 4.0
technologies and Circular Economy during the
COVID-19 pandemic: A multiple case study of
Thai metals industry", Operations
Management Research, 2022

Publication

<1 %

Exclude quotes On

Exclude matches Off

Exclude bibliography On