

LAMPIRAN

Lampiran 1 Data Perusahaan yang Menjadi Sampel Penelitian

No	Kode Emiten	Nama Perusahaan	Tanggal Pencatatan	Klasifikasi Sektor
1	FOOD	PT Sentra Food Indonesia Tbk.	08 Jan 2019	Consumer Non-Cyclicals
2	POLI	PT Pollux Hotels Group Tbk	10 Jan 2019	Properties & Real Estate
3	NATO	PT Surya Permata Andalan Tbk	18 Jan 2019	Infrastruktur
4	COCO	PT Wahana Interfood Nusantara Tbk.	20 Mar 2019	Consumer Non-Cyclicals
5	MTPS	PT Meta Epsi Tbk.	10 Apr 2019	Infrastruktur
6	BOLA	PT Bali Bintang Sejahtera Tbk.	17 Jun 2019	Consumer Cyclicals
7	POLU	PT Golden Flower Tbk.	26 Jun 2019	Consumer Cyclicals
8	KAYU	PT Darmi Bersaudara Tbk.	04 Jul 2019	Basic Material
9	ITIC	PT Indonesian Tobacco Tbk.	04 Jul 2019	Consumer Non-Cyclicals
10	PAMG	PT Bima Sakti Pertiwi Tbk	05 Jul 2019	Properties & Real Estate
11	BLUE	PT Berkah Prima Perkasa Tbk	08 Jul 2019	Industrial
12	EAST	PT Eastparc Hotel Tbk	09 Jul 2019	Consumer Cyclicals
13	KOTA	PT DMS Propertindo Tbk.	09 Jul 2019	Properties & Real Estate
14	INOV	PT Inocycle Technology Group Tbk.	10 Jul 2019	Consumer Cyclicals
15	ARKA	PT Arkha Jayanti Persada Tbk.	10 Jul 2019	Industrial
16	SMKL	PT Satyamitra Kemas Lestari Tbk	11 Jul 2019	Basic Material
17	HDIT	PT Hensel Davest Indonesia Tbk	12 Jul 2019	Technology
18	KEEN	PT Kencana Energi Lestari Tbk.	02 Sep 2019	Infrastruktur
19	TFAS	PT Telefast Indonesia Tbk.	17 Sep 2019	Technology
20	GGRP	PT Gunung Raja Paksi Tbk.	19 Sep 2019	Basic Material
21	OPMS	PT Optima Prima Metal Sinergi Tbk.	23 Sep 2019	Basic Material
22	IRRA	PT Itama Ranoraya Tbk.	15 Okt 2019	Healthcare

23	DMMX	PT Digital Mediatama Maxima Tbk	21 Okt 2019	Technology
24	WOWS	PT Ginting Jaya Energi Tbk	08 Nov 2019	Energy
25	TEBE	PT Dana Brata Luhur Tbk.	18 Nov 2019	Energy
26	KEJU	PT Mulia Boga Raya Tbk	25 Nov 2019	Consumer Non-Cyclicals
27	AGAR	PT Asia Sejahtera Mina Tbk	02 Des 2019	Consumer Non-Cyclicals
28	IFSH	PT Ifishdeco Tbk.	05 Des 2019	Basic Material
29	IFII	PT Indonesia Fibreboard Industry Tbk	10 Des 2019	Basic Material
30	PMJS	PT Putra Mandiri Jembar Tbk	18 Des 2019	Consumer Cyclicals
31	UCID	PT Uni-Charm Indonesia Tbk.	20 Des 2019	Consumer Non-Cyclicals
32	GLVA	PT Galva Technologies Tbk	23 Des 2019	Technology
33	AMAR	PT Bank Amar Indonesia Tbk.	09 Jan 2020	Financials
34	CSRA	PT Cisadane Sawit Raya Tbk.	09 Jan 2020	Consumer Non-Cyclicals
35	AMOR	PT Ashmore Asset Management Indonesia Tbk.	14 Jan 2020	Financials
36	TRIN	PT Perintis Trinita Properti Tbk	15 Jan 2020	Properties & Real Estate
37	DMND	PT Diamond Food Indonesia Tbk.	22 Jan 2020	Consumer Non-Cyclicals
38	PURA	PT Putra Rajawali Kencana Tbk.	29 Jan 2020	Transportation and Logistic
39	PTPW	PT Pratama Widya Tbk.	07 Feb 2020	Infrastruktur
40	TAMA	PT Lancartama Sejati Tbk.	10 Feb 2020	Infrastruktur
41	AYLS	PT Agro Yasa Lestari Tbk	12 Feb 2020	Basic Material
42	DADA	PT Diamond Citra Propertindo Tbk.	14 Feb 2020	Properties & Real Estate
43	ESTA	PT Esta Multi Usaha Tbk.	09 Mar 2020	Consumer Cyclicals
44	BESS	PT Batulicin Nusantara Maritim Tbk.	09 Mar 2020	Energy
45	AMAN	PT Makmur Berkah Amanda Tbk.	13 Mar 2020	Properties & Real Estate
46	SAMF	PT Saraswanti Anugerah Makmur Tbk.	31 Mar 2020	Basic Material
47	KBAG	PT Karya Bersama Anugerah Tbk	08 Apr 2020	Properties & Real Estate
48	CBMF	PT Cahaya Bintang Medan Tbk	09 Apr 2020	Consumer Cyclicals

49	TECH	PT Indosterling Technomedia Tbk	04 Jun 2020	Technology
50	EPAC	PT Megalestari Epack Sentosaraya Tbk.	01 Jul 2020	Basic Material
51	SOFA	PT Boston Furniture Industries Tbk..	07 Jul 2020	Consumer Cyclicals
52	PPGL	PT Prima Globalindo Logistik Tbk.	20 Jul 2020	Transportation and Logistic
53	TOYS	PT Sunindo Adipersada Tbk.	06 Ags 2020	Consumer Cyclicals
54	SGER	PT Sumber Global Energy Tbk.	10 Ags 2020	Energy
55	TRJA	PT Transkon Jaya Tbk.	27 Ags 2020	Transportation and Logistic
56	PNGO	PT Pinago Utama Tbk	31 Ags 2020	Basic Material
57	BBSI	PT Bank Bisnis Internasional Tbk.	07 Sep 2020	Financials
58	KMDS	PT Kurniamitra Duta Sentosa Tbk.	07 Sep 2020	Consumer Non-Cyclicals
59	SOHO	PT Soho Global Health Tbk	08 Sep 2020	Healthcare
60	HOMI	PT Grand House Mulia Tbk	10 Sep 2020	Properties & Real Estate
61	ROCK	PT Rockfields Properti Indonesia Tbk.	10 Sep 2020	Properties & Real Estate
62	ENZO	PT Morenzo Abadi Perkasa Tbk	14 Sep 2020	Consumer Non-Cyclicals
63	PLAN	PT Planet Properindo Jaya Tbk	15 Sep 2020	Consumer Cyclicals
64	PTDU	PT Djasa Ubersakti Tbk	08 Des 2020	Infrastruktur
65	ATAP	PT Trimitra Prawara Goldland Tbk	11 Des 2020	Properties & Real Estate
66	VICI	PT Victoria Care Indonesia Tbk	17 Des 2020	Consumer Non-Cyclicals
67	PMMP	PT Panca Mitra Multiperdana Tbk.	18 Des 2020	Consumer Non-Cyclicals
68	WIFI	PT Solusi Sinergi Digital Tbk	30 Des 2020	Technology
69	DGNS	PT Diagnos Laboratorium Utama Tbk	15 Jan 2021	Healthcare
70	UFOE	PT Damai Sejahtera Abadi Tbk	01 Feb 2021	Consumer Cyclicals
71	WMUU	PT Widodo Makmur Unggas Tbk	02 Feb 2021	Consumer Non-Cyclicals
72	BEBS	PT Berkah Beton Sadaya Tbk	10 Mar 2021	Basic Material
73	SNLK	PT Sunter Lakeside Hotel Tbk.	29 Mar 2021	Consumer Cyclicals

74	ZYRX	PT Zyrexindo Mandiri Buana Tbk	30 Mar 2021	Technology
75	LFLO	PT Imago Mulia Persada Tbk	07 Apr 2021	Consumer Cyclicals
76	TAPG	PT Triputra Agro Persada Tbk.	12 Apr 2021	Consumer Non-Cyclicals
77	NPGF	PT Nusa Palapa Gemilang Tbk	14 Apr 2021	Basic Material
78	LUCY	PT Lima Dua Lima Tiga Tbk	05 Mei 2021	Consumer Cyclicals
79	MGLV	PT Panca Anugrah Wisesa Tbk	08 Jun 2021	Consumer Cyclicals
80	TRUE	PT Trinita Dinamik Tbk	10 Jun 2021	Properties & Real Estate
81	ARCI	PT Archi Indonesia Tbk	28 Jun 2021	Basic Material
82	IPAC	PT Era Graharealty Tbk	30 Jun 2021	Properties & Real Estate
83	MASB	PT Bank Multiarta Sentosa Tbk	30 Jun 2021	Financials
84	BMHS	PT Bundamedik Tbk	06 Jul 2021	Healthcare
85	UVCR	PT Trimegah Karya Pratama Tbk.	27 Jul 2021	Technology
86	HAIS	PT Hasnur Internasional Shipping Tbk	01 Sep 2021	Transportation and Logistic
87	OILS	PT Indo Oil Perkasa Tbk	06 Sep 2021	Consumer Non-Cyclicals
88	MCOL	PT Prima Andalan Mandiri Tbk	07 Sep 2021	Energy
89	RSGK	PT Kedoya Adyaraya Tbk	08 Sep 2021	Healthcare
90	SBMA	PT Surya Biru Murni Acetylene Tbk	08 Sep 2021	Basic Material
91	CMNT	PT Cemindo Gemilang Tbk	08 Sep 2021	Basic Material
92	IDEA	PT Idea Indonesia Akademi Tbk	09 Sep 2021	Consumer Cyclicals
93	KUAS	PT Ace Oldfields Tbk	25 Okt 2021	Industrials
94	DEPO	PT Caturkarda Depo Bangunan Tbk	25 Nov 2021	Consumer Cyclicals
95	CMRY	PT Cisarua Mountain Dairy Tbk	06 Des 2021	Consumer Non-Cyclicals

Sumber : www.idx.co.id, 2022, data diolah

Lampiran 2 Data Financial Leverage (Debt to Equity Ratio/DER)

No	Klasifikasi Sektor	Tertinggi	Terendah	Rata-Rata
1.	Basic Material	6.95 (BEBS)	0.29 (OPMS)	1.85
2.	Consumer Cyclicals	2.44 (INOV)	0.04 (SNLK)	0.97
3.	Consumer Non- Cyclicals	2.18 (COCO)	0.37 (KEJU)	1.20
4.	Energy	2.35 (SGER)	0.45 (TEBE)	1.28
5.	Financials	10.40 (MASB)	0.42 (AMAR)	3.40
6	Healthcare	1.52 (SOHO)	0.35 (RSGK)	0.74
7.	Industrial	56.41 (ARKA)	0.62 (BLUE)	19.35
8.	Infrastruktur	4.66 (TAMA)	0.46 (PTPW)	2.37
9.	Properties & Real Estate	8.04 (POLI)	0.39 (PAMG)	1.76
10.	Technology	12.22 (GLVA)	0.15 (DMMX)	2.14
11.	Transportation and Logistic	2.41 (TRJA)	0.23 (PURA)	0.92
Rata - Rata		9.96	0.34	3.27

No	Kode Emiten	Tanggal Pencatatan	DER	No	Kode Emiten	Tanggal Pencatatan	DER
1	FOOD	08 Jan 2019	1.62	12	EAST	09 Jul 2019	0.24
2	POLI	10 Jan 2019	8.04	13	KOTA	09 Jul 2019	0.44
3	NATO	18 Jan 2019	3.85	14	INOV	10 Jul 2019	2.44
4	COCO	20 Mar 2019	2.18	15	ARKA	10 Jul 2019	56.41
5	MTPS	10 Apr 2019	0.77	16	SMKL	11 Jul 2019	2.26
6	BOLA	17 Jun 2019	0.24	17	HDIT	12 Jul 2019	0.23
7	POLU	26 Jun 2019	1.81	18	TFAS	17 Sep 2019	0.79
8	KAYU	04 Jul 2019	0.34	19	OPMS	23 Sep 2019	0.29
9	ITIC	04 Jul 2019	0.73	20	IRRA	15 Okt 2019	0.41
10	PAMG	05 Jul 2019	0.39	21	DMMX	21 Okt 2019	0.15
11	BLUE	08 Jul 2019	0.62	22	WOWS	08 Nov 2019	0.76
23	TEBE	18 Nov 2019	0.45	57	SOHO	08 Sep 2020	1.52

24	KEJU	25 Nov 2019	0.37	58	HOMI	10 Sep 2020	1.65
25	AGAR	02 Des 2019	2.03	59	ROCK	10 Sep 2020	0.82
26	IFSH	05 Des 2019	1.22	60	ENZO	14 Sep 2020	1.73
27	IFII	10 Des 2019	0.36	61	PLAN	15 Sep 2020	0.64
28	PMJS	18 Des 2019	0.94	62	PTDU	08 Des 2020	2.12
29	UCID	20 Des 2019	1.47	63	ATAP	11 Des 2020	0.87
30	GLVA	23 Des 2019	12.22	64	VICI	17 Des 2020	0.59
31	AMAR	09 Jan 2020	0.42	65	WIFI	30 Des 2020	1.37
32	CSRA	09 Jan 2020	2.07	66	DGNS	15 Jan 2021	0.37
33	AMOR	14 Jan 2020	1.80	67	UFOE	01 Feb 2021	1.40
34	TRIN	15 Jan 2020	2.28	68	WMUU	02 Feb 2021	0.99
35	DMND	22 Jan 2020	0.72	69	BEBS	10 Mar 2021	6.95
36	PURA	29 Jan 2020	0.23	70	SNLK	29 Mar 2021	0.04
37	PTPW	07 Feb 2020	0.46	71	ZYRX	30 Mar 2021	1.27
38	TAMA	10 Feb 2020	4.66	72	LFLO	07 Apr 2021	1.10
39	AYLS	12 Feb 2020	1.01	73	TAPG	12 Apr 2021	1.00
40	DADA	14 Feb 2020	0.83	74	NPGF	14 Apr 2021	1.24
41	ESTA	09 Mar 2020	0.39	75	LUCY	05 Mei 2021	1.32
42	BESS	09 Mar 2020	1.55	76	MGLV	08 Jun 2021	1.39
43	AMAN	13 Mar 2020	0.41	77	TRUE	10 Jun 2021	4.51
44	SAMF	31 Mar 2020	1.30	78	IPAC	30 Jun 2021	0.40
45	KBAG	08 Apr 2020	0.43	79	MASB	30 Jun 2021	10.40
46	CBMF	09 Apr 2020	0.45	80	BMHS	06 Jul 2021	1.06
47	TECH	04 Jun 2020	0.62	81	UVCR	27 Jul 2021	0.47
48	EPAC	01 Jul 2020	1.03	82	HAIS	01 Sep 2021	0.50
49	SOFA	07 Jul 2020	1.71	83	OILS	06 Sep 2021	1.12
50	PPGL	20 Jul 2020	0.56	84	RSGK	08 Sep 2021	0.35
51	TOYS	06 Ags 2020	0.86	85	SBMA	08 Sep 2021	0.33
52	SGER	10 Ags 2020	2.35	86	CMNT	08 Sep 2021	5.34
53	TRJA	27 Ags 2020	2.41	87	IDEA	09 Sep 2021	0.60
54	PNGO	31 Ags 2020	2.07	88	KUAS	25 Okt 2021	0.94
55	BBSI	07 Sep 2020	1.00	89	DEPO	25 Nov 2021	0.93
56	KMDS	07 Sep 2020	0.38	90	CMRY	06 Des 2021	0.99

Sumber : Prospektus Perusahaan, 2022, data diolah

Lampiran 1 Data Profitabilitas (Return On Assets/ROA)

No	Klasifikasi Sektor	Tertinggi	Terendah	Rata-Rata
1.	Basic Material	5.56 (BEBS)	0.14 (SBMA)	2.45
2.	Consumer Cyclicals	16.64 (SNLK)	0.01 (EAST)	3.78
3.	Consumer Non- Cyclicals	12.00 (VICI)	0.26 (CMRY)	4.02
4.	Energy	10.00 (SGER)	1.87 (TEBE)	5.25
5.	Financials	78.10 (AMOR)	0.83 (MASB)	20.80
6	Healthcare	16.00 (IRRA)	0.05 (RSGK)	5.92
7.	Industrial	17.80 (BLUE)	0.59 (ARKA)	6.37
8.	Infrastruktur	2.75 (MTPS)	0.07 (PTPW)	1.42
9.	Properties & Real Estate	61.27 (PAMG)	0.15 (HOMI)	6.64
10.	Technology	29.67 (ZYRX)	0.09 (WIFI)	7.43
11.	Transportation and Logistic	3.44 (TRJA)	0.38 (PURA)	1.98
Rata – Rata		23.02	0.40	6.01

No	Kode Emiten	Tanggal Pencatatan	ROA	No	Kode Emiten	Tanggal Pencatatan	ROA
1	FOOD	08 Jan 2019	0.35	13	KOTA	09 Jul 2019	1.06
2	POLI	10 Jan 2019	2.17	14	INOV	10 Jul 2019	2.80
3	NATO	18 Jan 2019	0.28	15	ARKA	10 Jul 2019	0.59
4	COCO	20 Mar 2019	1.59	16	SMKL	11 Jul 2019	2.60
5	MTPS	10 Apr 2019	2.75	17	HDIT	12 Jul 2019	6.15
6	BOLA	17 Jun 2019	3.80	18	TFAS	17 Sep 2019	4.46
7	POLU	26 Jun 2019	2.84	19	OPMS	23 Sep 2019	2.73
8	KAYU	04 Jul 2019	2.52	20	IRRA	15 Okt 2019	3.07
9	ITIC	04 Jul 2019	2.32	21	DMMX	21 Okt 2019	6.26
10	PAMG	05 Jul 2019	61.27	22	WOWS	08 Nov 2019	2.18
11	BLUE	08 Jul 2019	17.80	23	TEBE	18 Nov 2019	1.87
12	EAST	09 Jul 2019	0.01	24	KEJU	25 Nov 2019	7.02

25	AGAR	02 Des 2019	1.58	58	HOMI	10 Sep 2020	0.15
26	IFSH	05 Des 2019	2.81	59	ROCK	10 Sep 2020	0.65
27	IFII	10 Des 2019	2.39	60	ENZO	14 Sep 2020	1.30
28	PMJS	18 Des 2019	2.80	61	PLAN	15 Sep 2020	0.14
29	UCID	20 Des 2019	2.03	62	PTDU	08 Des 2020	2.49
30	GLVA	23 Des 2019	0.62	63	ATAP	11 Des 2020	1.39
31	AMAR	09 Jan 2020	3.05	64	VICI	17 Des 2020	12.00
32	CSRA	09 Jan 2020	0.33	65	WIFI	30 Des 2020	0.09
33	AMOR	14 Jan 2020	78.10	66	DGNS	15 Jan 2021	16.00
34	TRIN	15 Jan 2020	1.97	67	UFOE	01 Feb 2021	3.51
35	DMND	22 Jan 2020	7.80	68	WMUU	02 Feb 2021	9.41
36	PURA	29 Jan 2020	0.38	69	BEBS	10 Mar 2021	5.56
37	PTPW	07 Feb 2020	0.07	70	SNLK	29 Mar 2021	16.64
38	TAMA	10 Feb 2020	1.50	71	ZYRX	30 Mar 2021	29.67
39	AYLS	12 Feb 2020	3.19	72	LFLO	07 Apr 2021	4.68
40	DADA	14 Feb 2020	1.30	73	TAPG	12 Apr 2021	2.00
41	ESTA	09 Mar 2020	4.23	74	NPGF	14 Apr 2021	2.04
42	BESS	09 Mar 2020	6.93	75	LUCY	05 Mei 2021	0.74
43	AMAN	13 Mar 2020	1.35	76	MGLV	08 Jun 2021	2.69
44	SAMF	31 Mar 2020	5.04	77	TRUE	10 Jun 2021	2.00
45	KBAG	08 Apr 2020	0.34	78	IPAC	30 Jun 2021	6.00
46	CBMF	09 Apr 2020	6.99	79	MASB	30 Jun 2021	0.83
47	TECH	04 Jun 2020	11.01	80	BMHS	06 Jul 2021	5.50
48	EPAC	01 Jul 2020	0.79	81	UVCR	27 Jul 2021	1.20
49	SOFA	07 Jul 2020	3.04	82	HAIS	01 Sep 2021	2.10
50	PPGL	20 Jul 2020	2.00	83	OILS	06 Sep 2021	3.00
51	TOYS	06 Ags 2020	0.97	84	RSGK	08 Sep 2021	0.05
52	SGER	10 Ags 2020	10.00	85	SBMA	08 Sep 2021	0.14
53	TRJA	27 Ags 2020	3.44	86	CMNT	08 Sep 2021	0.60
54	PNGO	31 Ags 2020	1.39	87	IDEA	09 Sep 2021	4.50
55	BBSI	07 Sep 2020	1.21	88	KUAS	25 Okt 2021	0.72
56	KMDS	07 Sep 2020	9.27	89	DEPO	25 Nov 2021	3.89
57	SOHO	08 Sep 2020	4.96	90	CMRY	06 Des 2021	0.26

Sumber : Prospektus Perusahaan, 2022, data diolah

Lampiran 2 Data Firm Size (Total Aset)

No	Klasifikasi Sektor	Tertinggi	Terendah	Rata-Rata
1.	Basic Material	18579.50 (CMNT)	65.94 (AYLS)	2017.98
2.	Consumer Cyclicals	3548.82 (PMJS)	15.82 (LUCY)	430.00
3.	Consumer Non- Cyclicals	1191.46 (TAPG)	73.08 (OILS)	2079.77
4.	Energy	973.04 (TEBE)	442.01 (WOWS)	698.27
5.	Financials	21537.93 (MASB)	110.70 (AMOR)	6340.62
6	Healthcare	3775.85 (SOHO)	74.67 (DGNS)	1366.83
7.	Industrial	360.49 (ARKA)	72.14 (BLUE)	214.47
8.	Infrastruktur	625.17 (NATO)	129.00 (TAMA)	297.98
9.	Properties & Real Estate	1706.00 (TRIN)	24.03 (IPAC)	681.66
10.	Technology	914.55 (GLVA)	21.03 (TECH)	237.53
11.	Transportation and Logistic	577.52 (TRJA)	107.02 (PPGL)	321.64
Rata - Rata		4890.03	103.22	1335.16

No	Kode Emiten	Tanggal Pencatatan	Total Aset	No	Kode Emiten	Tanggal Pencatatan	Total Aset
1	FOOD	08 Jan 2019	142.15	8	KAYU	04 Jul 2019	73.68
2	POLI	10 Jan 2019	1615.86	9	ITIC	04 Jul 2019	355.68
3	NATO	18 Jan 2019	625.17	10	PAMG	05 Jul 2019	525.78
4	COCO	20 Mar 2019	157.98	11	BLUE	08 Jul 2019	72.14
5	MTPS	10 Apr 2019	207.20	12	EAST	09 Jul 2019	245.86
6	BOLA	17 Jun 2019	146.76	13	KOTA	09 Jul 2019	1227.40
7	POLU	26 Jun 2019	315.72	14	INOV	10 Jul 2019	572.70

15	ARKA	10 Jul 2019	360.49	39	AYLS	12 Feb 2020	65.94
16	SMKL	11 Jul 2019	1720.52	40	DADA	14 Feb 2020	181.24
17	HDIT	12 Jul 2019	184.50	41	ESTA	09 Mar 2020	49.89
18	TFAS	17 Sep 2019	121.16	42	BESS	09 Mar 2020	585.86
19	OPMS	23 Sep 2019	79.60	43	AMAN	13 Mar 2020	715.00
20	IRRA	15 Okt 2019	97.26	44	SAMF	31 Mar 2020	1415.73
21	DMMX	21 Okt 2019	73.56	45	KBAG	08 Apr 2020	248.16
22	WOWS	08 Nov 2019	442.01	46	CBMF	09 Apr 2020	261.24
23	TEBE	18 Nov 2019	973.04	47	TECH	04 Jun 2020	21.03
24	KEJU	25 Nov 2019	511.55	48	EPAC	01 Jul 2020	309.50
25	AGAR	02 Des 2019	172.86	49	SOFA	07 Jul 2020	28.39
26	IFSH	05 Des 2019	576.15	50	PPGL	20 Jul 2020	107.02
27	IFII	10 Des 2019	1076.56	51	TOYS	06 Ags 2020	226.04
28	PMJS	18 Des 2019	3548.82	52	SGER	10 Ags 2020	792.16
29	UCID	20 Des 2019	7262.53	53	TRJA	27 Ags 2020	577.52
30	GLVA	23 Des 2019	914.55	54	PNGO	31 Ags 2020	1401.30
31	AMAR	09 Jan 2020	2727.94	55	BBSI	07 Sep 2020	985.88
32	CSRA	09 Jan 2020	1345.31	56	KMDS	07 Sep 2020	107.30
33	AMOR	14 Jan 2020	110.70	57	SOHO	08 Sep 2020	3775.86
34	TRIN	15 Jan 2020	1706.00	58	HOMI	10 Sep 2020	151.06
35	DMND	22 Jan 2020	5339.39	59	ROCK	10 Sep 2020	730.96
36	PURA	29 Jan 2020	217.72	60	ENZO	14 Sep 2020	226.20
37	PTPW	07 Feb 2020	326.52	61	PLAN	15 Sep 2020	58.48
38	TAMA	10 Feb 2020	129.00	62	PTDU	08 Des 2020	202.00

63	ATAP	11 Des 2020	91.30	77	TRUE	10 Jun 2021	963.12
64	VICI	17 Des 2020	809.21	78	IPAC	30 Jun 2021	24.03
65	WIFI	30 Des 2020	431.51	79	MASB	30 Jun 2021	21537.94
66	DGNS	15 Jan 2021	74.67	80	BMHS	06 Jul 2021	2162.54
67	UFOE	01 Feb 2021	304.30	81	UVCR	27 Jul 2021	45.20
68	WMUU	02 Feb 2021	1336.88	82	HAIS	01 Sep 2021	384.30
69	BEBS	10 Mar 2021	408.33	83	OILS	06 Sep 2021	73.08
70	SNLK	29 Mar 2021	157.52	84	RSGK	08 Sep 2021	723.81
71	ZYRX	30 Mar 2021	108.75	85	SBMA	08 Sep 2021	199.12
72	LFLO	07 Apr 2021	24.62	86	CMNT	08 Sep 2021	18579.50
73	TAPG	12 Apr 2021	11961.46	87	IDEA	09 Sep 2021	59.32
74	NPGF	14 Apr 2021	327.80	88	KUAS	25 Okt 2021	210.77
75	LUCY	05 Mei 2021	15.82	89	DEPO	25 Nov 2021	1211.75
76	MGLV	08 Jun 2021	82.74	90	CMRY	06 Des 2021	1394.93

Sumber : Prospektus Perusahaan, 2022, data diolah

Lampiran 3 Data Tingkat *Underpricing* Saham

No	Klasifikasi Sektor	Tertinggi	Terendah	Rata-Rata
1.	Basic Material	70.00 (AYLS)	24.80 (PNGO)	45.02
2.	Consumer Cyclicals	70.00 (ESTA)	0.75 (EAST)	30.14
3.	Consumer Non- Cyclicals	120.00 (WMUU)	10.71 (CMRY)	48.67
4.	Energy	69.52 (BESS)	2.22 (WOWS)	38.94
5.	Financials	68.97 (AMAR)	25.00 (BBSI&MASB)	42.24
6	Healthcare	49.73 (IRRA)	24.71 (BMHS)	31.83
7.	Industrial	69.23 (BLUE)	34.36 (KUAS)	51.20
8.	Infrastruktur	69.90 (NATO)	0.56 (MTPS)	44.92
9.	Properties & Real Estate	70.00 (PAMG, KOTA, & TRIN)	10.00 (IPAC)	44.06
10.	Technology	54.44 (TFAS)	10.00 (UVCR)	33.13
11.	Transportation and Logistic	69.52 (PURA)	10.00 (PPGL)	32.25
Rata - Rata		71.03	13.92	40.22

No	Kode Emiten	Tanggal Pencatatan	<i>Underpricing</i>	No	Kode Emiten	Tanggal Pencatatan	<i>Underpricing</i>
1	FOOD	08 Jan 2019	68.89	7	POLU	26 Jun 2019	50.00
2	POLI	10 Jan 2019	49.85	8	KAYU	04 Jul 2019	69.33
3	NATO	18 Jan 2019	69.90	9	ITIC	04 Jul 2019	50.00
4	COCO	20 Mar 2019	69.70	10	PAMG	05 Jul 2019	70.00
5	MTPS	10 Apr 2019	0.56	11	BLUE	08 Jul 2019	69.23
6	BOLA	17 Jun 2019	69.14	12	EAST	09 Jul 2019	0.75

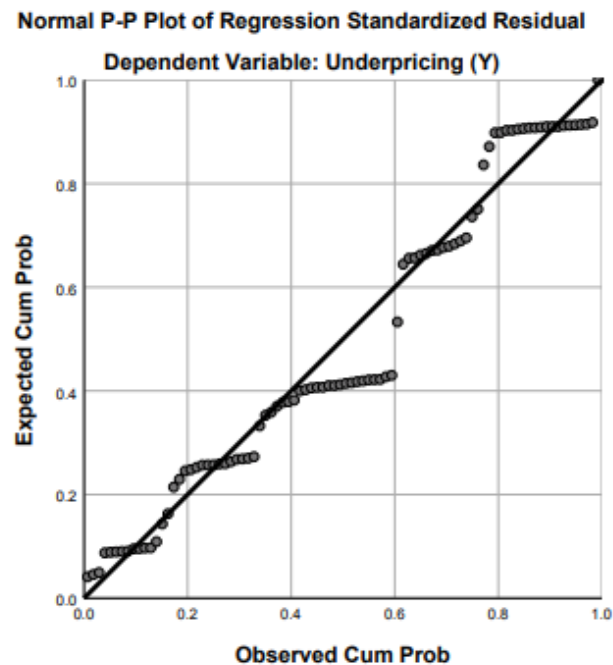
13	KOTA	09 Jul 2019	70.00		37	PTPW	07 Feb 2020	50.00
14	INOV	10 Jul 2019	49.60		38	TAMA	10 Feb 2020	69.14
15	ARKA	10 Jul 2019	50.00		39	AYLS	12 Feb 2020	70.00
16	SMKL	11 Jul 2019	33.68		40	DADA	14 Feb 2020	69.61
17	HDIT	12 Jul 2019	49.52		41	ESTA	09 Mar 2020	70.00
18	TFAS	17 Sep 2019	54.44		42	BESS	09 Mar 2020	69.52
19	OPMS	23 Sep 2019	68.89		43	AMAN	13 Mar 2020	34.55
20	IRRA	15 Okt 2019	49.73		44	SAMF	31 Mar 2020	35.00
21	DMMX	21 Okt 2019	16.52		45	KBAG	08 Apr 2020	35.00
22	WOWS	08 Nov 2019	2.22		46	CBMF	09 Apr 2020	35.00
23	TEBE	18 Nov 2019	49.77		47	TECH	04 Jun 2020	35.00
24	KEJU	25 Nov 2019	50.00		48	EPAC	01 Jul 2020	34.55
25	AGAR	02 Des 2019	70.00		49	SOFA	07 Jul 2020	10.00
26	IFSH	05 Des 2019	50.00		50	PPGL	20 Jul 2020	10.00
27	IFII	10 Des 2019	69.52		51	TOYS	06 Ags 2020	24.57
28	PMJS	18 Des 2019	60.00		52	SGER	10 Ags 2020	34.26
29	UCID	20 Des 2019	18.00		53	TRJA	27 Ags 2020	24.80
30	GLVA	23 Des 2019	50.22		54	PNGO	31 Ags 2020	24.80
31	AMAR	09 Jan 2020	68.97		55	BBSI	07 Sep 2020	25.00
32	CSRA	09 Jan 2020	69.60		56	KMDS	07 Sep 2020	24.67
33	AMOR	14 Jan 2020	50.00		57	SOHO	08 Sep 2020	24.73
34	TRIN	15 Jan 2020	70.00		58	HOMI	10 Sep 2020	24.74
35	DMND	22 Jan 2020	49.73		59	ROCK	10 Sep 2020	25.00
36	PURA	29 Jan 2020	69.52		60	ENZO	14 Sep 2020	34.29

61	PLAN	15 Sep 2020	9.82		76	MGLV	08 Jun 2021	9.63
62	PTDU	08 Des 2020	35.00		77	TRUE	10 Jun 2021	35.00
63	ATAP	11 Des 2020	35.00		78	IPAC	30 Jun 2021	10.00
64	VICI	17 Des 2020	35.00		79	MASB	30 Jun 2021	25.00
65	WIFI	30 Des 2020	24.53		80	BMHS	06 Jul 2021	24.71
66	DGNS	15 Jan 2021	35.00		81	UVCR	27 Jul 2021	10.00
67	UFOE	01 Feb 2021	34.65		82	HAIS	01 Sep 2021	24.67
68	WMUU	02 Feb 2021	120.00		83	OILS	06 Sep 2021	24.44
69	BEBS	10 Mar 2021	35.00		84	RSGK	08 Sep 2021	25.00
70	SNLK	29 Mar 2021	34.67		85	SBMA	08 Sep 2021	34.44
71	ZYRX	30 Mar 2021	24.80		86	CMNT	08 Sep 2021	25.00
72	LFLO	07 Apr 2021	10.00		87	IDEA	09 Sep 2021	10.00
73	TAPG	12 Apr 2021	35.00		88	KUAS	25 Okt 2021	34.36
74	NPGF	14 Apr 2021	35.00		89	DEPO	25 Nov 2021	24.48
75	LUCY	05 Mei 2021	10.00		90	CMRY	06 Des 2021	10.71

Sumber : Prospektus Perusahaan, 2022, data diolah

Lampiran 4 Hasil Uji Normalitas P-Plot Sebelum Transformasi

Hasil Uji Normalitas P-Plot Sebelum Transformasi



Sumber : Data olahan peneliti, 2022, SPSS 26

Hasil Uji Normalitas Kolmogorov-Smirnov sebelum Transformasi

One-Sample Kolmogorov-Smirnov Test

		Unstandardized Residual
N		90
Normal Parameters ^{a,b}	Mean	.0000000
	Std. Deviation	22.16228686
Most Extreme Differences	Absolute	.171
	Positive	.171
	Negative	-.113
Test Statistic		.171
Asymp. Sig. (2-tailed)		.000 ^c

a. Test distribution is Normal.

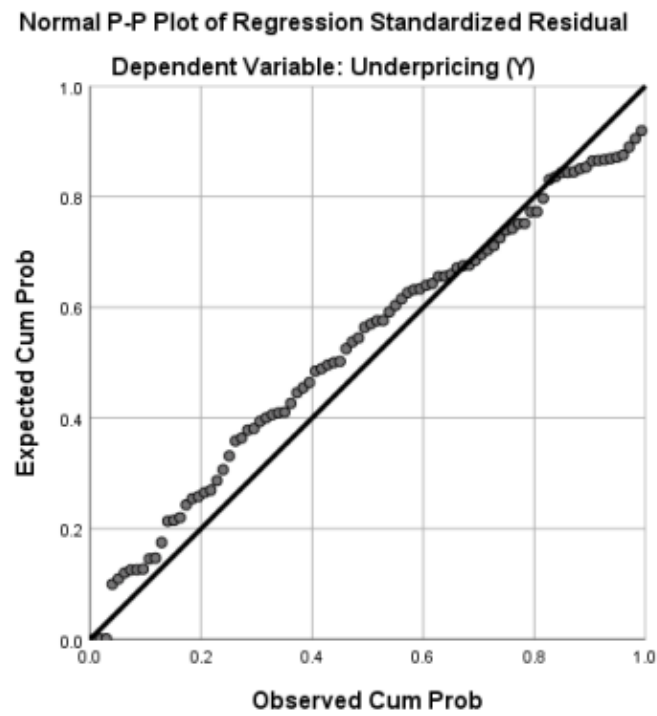
b. Calculated from data.

c. Lilliefors Significance Correction.

Sumber : Data olahan peneliti, 2022, SPSS 26

Lampiran 5 Hasil Uji Normalitas P-Plot Setelah Transformasi

Variables Entered/Removed ^a			
Model	Variables Entered	Variables Removed	Method
1	Total Aset (X3), ROA (X2), DER (X1) ^b		Enter
a. Dependent Variable: Underpricing (Y) b. All requested variables entered			



Sumber : Data olahan peneliti, 2022, SPSS 26

Lampiran 6 Hasil Uji Multikolinieritas

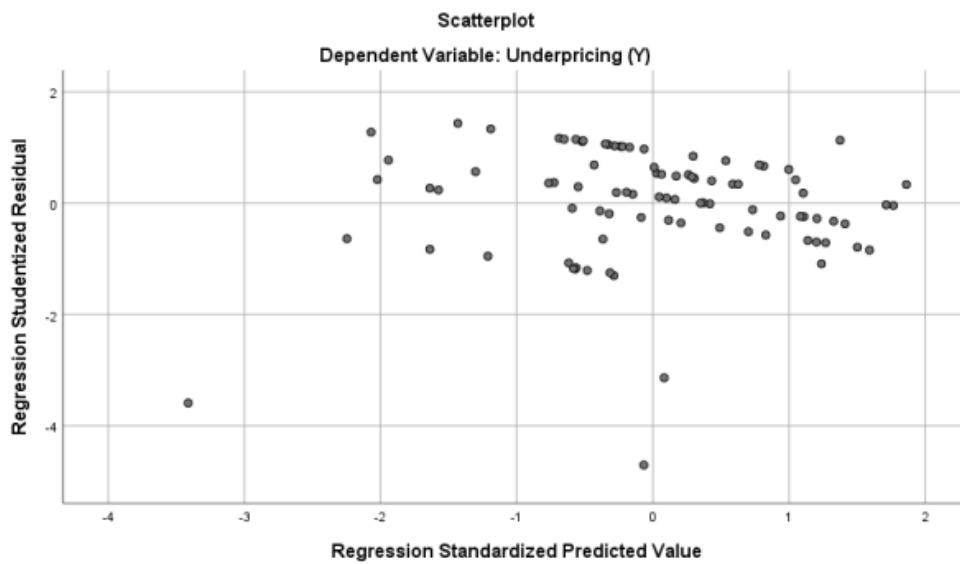
Variables Entered/Removed^a			
Model	Variables Entered	Variables Removed	Method
1	Total Aset (X3), ROA (X2), DER (X1) ^b		Enter
a. Dependent Variable: Underpricing (Y)			
b. All requested variables entered			

Coefficients^a			
Model		Collinearity Statistics	
		Tolerance	VIF
1	(Constant)		
	DER (X1)	.890	1.124
	ROA (X2)	.982	1.018
	Total Aset (X3)	.890	1.124
a. Dependent Variable: Underpricing (Y)			

Sumber : Data olahan peneliti, 2022, SPSS 26

Lampiran 7 Hasil Uji Heteroskedastisitas

Variables Entered/Removed ^a			
Model	Variables Entered	Variables Removed	Method
1	Total Aset (X3), ROA (X2), DER (X1) ^b		Enter
a. Dependent Variable: Underpricing (Y)			
b. All requested variables entered			



Sumber : Data olahan peneliti, 2022, SPSS 26

Lampiran 8 Hasil Uji Autokorelasi Durbin-Watson

Variables Entered/Removed ^a			
Model	Variables Entered	Variables Removed	Method
1	Total Aset (X3), ROA (X2), DER (X1) ^b		Enter
a. Dependent Variable: Underpricing (Y)			
b. All requested variables entered			

Model Summary ^b					
Model	R	R Square	Adjusted R Square	Std. Error of the Estimate	Durbin-Watson
1	.318 ^a	.101	.070	.37234	1.840
a. Predictors: (Constant), Total Aset (X3), ROA (X2), DER (X1)					
b. Dependent Variable: Underpricing (Y)					

Sumber : Data olahan peneliti, 2022, SPSS 26

Lampiran 9 Hasil Uji Analisis Regresi Linier Berganda

Variables Entered/Removed ^a			
Model	Variables Entered	Variables Removed	Method
1	Total Aset (X3), ROA (X2), DER (X1) ^b		Enter
a. Dependent Variable: Underpricing (Y)			
b. All requested variables entered			

Coefficients ^a								
Model		Unstandardized Coefficients		Standardized Coefficients	t	Sig.	Collinearity Statistics	
		B	Std. Error	Beta			Tolerance	VIF
1	(Constant)	1.182	.170		6.939	.000		
	DER (X1)	.065	.092	.076	.702	.485	.890	1.124
	ROA (X2)	.158	.062	.263	2.550	.013	.982	1.018
	Total Aset (X3)	.105	.064	.178	1.640	.105	.890	1.124
a. Dependent Variable: Underpricing (Y)								

Sumber : Data olahan peneliti, 2022, SPSS 26

Lampiran 10 Hasil R Square

Variables Entered/Removed^a			
Model	Variables Entered	Variables Removed	Method
1	Total Aset (X3), ROA (X2), DER (X1) ^b		Enter
a. Dependent Variable: Underpricing (Y)			
b. All requested variables entered			

Model Summary^b					
Model	R	R Square	Adjusted R Square	Std. Error of the Estimate	Durbin-Watson
1	.318 ^a	.101	.070	.37234	1.840
a. Predictors: (Constant), Total Aset (X3), ROA (X2), DER (X1)					
b. Dependent Variable: Underpricing (Y)					

Sumber : Data olahan peneliti, 2022, SPSS 26

Lampiran 11 Hasil Uji F

Variables Entered/Removed ^a			
Model	Variables Entered	Variables Removed	Method
1	Total Aset (X3), ROA (X2), DER (X1) ^b		Enter
a. Dependent Variable: Underpricing (Y)			
b. All requested variables entered			

ANOVA ^a						
Model		Sum of Squares	df	Mean Square	F	Sig.
1	Regression	1.340	3	.447	3.221	.027 ^b
	Residual	11.923	86	.139		
	Total	13.262	89			
a. Dependent Variable: Underpricing (Y)						
b. Predictors: (Constant), Total Aset (X3), ROA (X2), DER (X1)						

Sumber : Data olahan peneliti, 2022, SPSS 26

Lampiran 12 Hasil Uji t

Variables Entered/Removed ^a			
Model	Variables Entered	Variables Removed	Method
1	Total Aset (X3), ROA (X2), DER (X1) ^b		Enter
a. Dependent Variable: Underpricing (Y) b. All requested variables entered			

Coefficients ^a						
Model		Unstandardized Coefficients		Standardized Coefficients	t	Sig.
		B	Std. Error	Beta		
1	(Constant)	1.182	.170		6.939	.000
	DER (X1)	.065	.092	.076	.702	.485
	ROA (X2)	.158	.062	.263	2.550	.013
	Total Aset (X3)	.105	.064	.178	1.640	.105
a. Dependent Variable: Underpricing (Y)						

Sumber : Data olahan peneliti, 2022, SPSS 26

Lampiran 13 Tabel F

Titik Persentase Distribusi F untuk Probabilita = 0,05															
df untuk penyebut (N2)	df untuk pembilang (N1)														
	1	2	3	4	5	6	7	8	9	10	11	12	13	14	15
46	4.05	3.20	2.81	2.57	2.42	2.30	2.22	2.15	2.09	2.04	2.00	1.97	1.94	1.91	1.89
47	4.05	3.20	2.80	2.57	2.41	2.30	2.21	2.14	2.09	2.04	2.00	1.96	1.93	1.91	1.88
48	4.04	3.19	2.80	2.57	2.41	2.29	2.21	2.14	2.08	2.03	1.99	1.96	1.93	1.90	1.88
49	4.04	3.19	2.79	2.56	2.40	2.29	2.20	2.13	2.08	2.03	1.99	1.96	1.93	1.90	1.88
50	4.03	3.18	2.79	2.56	2.40	2.29	2.20	2.13	2.07	2.03	1.99	1.95	1.92	1.89	1.87
51	4.03	3.18	2.79	2.55	2.40	2.28	2.20	2.13	2.07	2.02	1.98	1.95	1.92	1.89	1.87
52	4.03	3.18	2.78	2.55	2.39	2.28	2.19	2.12	2.07	2.02	1.98	1.94	1.91	1.89	1.86
53	4.02	3.17	2.78	2.55	2.39	2.28	2.19	2.12	2.06	2.01	1.97	1.94	1.91	1.88	1.86
54	4.02	3.17	2.78	2.54	2.39	2.27	2.18	2.12	2.06	2.01	1.97	1.94	1.91	1.88	1.86
55	4.02	3.16	2.77	2.54	2.38	2.27	2.18	2.11	2.06	2.01	1.97	1.93	1.90	1.88	1.85
56	4.01	3.16	2.77	2.54	2.38	2.27	2.18	2.11	2.05	2.00	1.96	1.93	1.90	1.87	1.85
57	4.01	3.16	2.77	2.53	2.38	2.26	2.18	2.11	2.05	2.00	1.96	1.93	1.90	1.87	1.85
58	4.01	3.16	2.76	2.53	2.37	2.26	2.17	2.10	2.05	2.00	1.96	1.92	1.89	1.87	1.84
59	4.00	3.15	2.76	2.53	2.37	2.26	2.17	2.10	2.04	2.00	1.96	1.92	1.89	1.86	1.84
60	4.00	3.15	2.76	2.53	2.37	2.25	2.17	2.10	2.04	1.99	1.95	1.92	1.89	1.86	1.84
61	4.00	3.15	2.76	2.52	2.37	2.25	2.16	2.09	2.04	1.99	1.95	1.91	1.88	1.86	1.83
62	4.00	3.15	2.75	2.52	2.36	2.25	2.16	2.09	2.03	1.99	1.95	1.91	1.88	1.85	1.83
63	3.99	3.14	2.75	2.52	2.36	2.25	2.16	2.09	2.03	1.98	1.94	1.91	1.88	1.85	1.83
64	3.99	3.14	2.75	2.52	2.36	2.24	2.16	2.09	2.03	1.98	1.94	1.91	1.88	1.85	1.83
65	3.99	3.14	2.75	2.51	2.36	2.24	2.15	2.08	2.03	1.98	1.94	1.90	1.87	1.85	1.82
66	3.99	3.14	2.74	2.51	2.35	2.24	2.15	2.08	2.03	1.98	1.94	1.90	1.87	1.84	1.82
67	3.98	3.13	2.74	2.51	2.35	2.24	2.15	2.08	2.02	1.98	1.93	1.90	1.87	1.84	1.82
68	3.98	3.13	2.74	2.51	2.35	2.24	2.15	2.08	2.02	1.97	1.93	1.90	1.87	1.84	1.82
69	3.98	3.13	2.74	2.50	2.35	2.23	2.15	2.08	2.02	1.97	1.93	1.90	1.86	1.84	1.81
70	3.98	3.13	2.74	2.50	2.35	2.23	2.14	2.07	2.02	1.97	1.93	1.89	1.86	1.84	1.81
71	3.98	3.13	2.73	2.50	2.34	2.23	2.14	2.07	2.01	1.97	1.93	1.89	1.86	1.83	1.81
72	3.97	3.12	2.73	2.50	2.34	2.23	2.14	2.07	2.01	1.96	1.92	1.89	1.86	1.83	1.81
73	3.97	3.12	2.73	2.50	2.34	2.23	2.14	2.07	2.01	1.96	1.92	1.89	1.86	1.83	1.81
74	3.97	3.12	2.73	2.50	2.34	2.22	2.14	2.07	2.01	1.96	1.92	1.89	1.85	1.83	1.80
75	3.97	3.12	2.73	2.49	2.34	2.22	2.13	2.06	2.01	1.96	1.92	1.88	1.85	1.83	1.80
76	3.97	3.12	2.72	2.49	2.33	2.22	2.13	2.06	2.01	1.96	1.92	1.88	1.85	1.82	1.80
77	3.97	3.12	2.72	2.49	2.33	2.22	2.13	2.06	2.00	1.96	1.92	1.88	1.85	1.82	1.80
78	3.96	3.11	2.72	2.49	2.33	2.22	2.13	2.06	2.00	1.95	1.91	1.88	1.85	1.82	1.80
79	3.96	3.11	2.72	2.49	2.33	2.22	2.13	2.06	2.00	1.95	1.91	1.88	1.85	1.82	1.79
80	3.96	3.11	2.72	2.49	2.33	2.21	2.13	2.06	2.00	1.95	1.91	1.88	1.84	1.82	1.79
81	3.96	3.11	2.72	2.48	2.33	2.21	2.12	2.05	2.00	1.95	1.91	1.87	1.84	1.82	1.79
82	3.96	3.11	2.72	2.48	2.33	2.21	2.12	2.05	2.00	1.95	1.91	1.87	1.84	1.81	1.79
83	3.96	3.11	2.71	2.48	2.32	2.21	2.12	2.05	1.99	1.95	1.91	1.87	1.84	1.81	1.79
84	3.95	3.11	2.71	2.48	2.32	2.21	2.12	2.05	1.99	1.95	1.90	1.87	1.84	1.81	1.79
85	3.95	3.10	2.71	2.48	2.32	2.21	2.12	2.05	1.99	1.94	1.90	1.87	1.84	1.81	1.79
86	3.95	3.10	2.71	2.48	2.32	2.21	2.12	2.05	1.99	1.94	1.90	1.87	1.84	1.81	1.78
87	3.95	3.10	2.71	2.48	2.32	2.20	2.12	2.05	1.99	1.94	1.90	1.87	1.83	1.81	1.78
88	3.95	3.10	2.71	2.48	2.32	2.20	2.12	2.05	1.99	1.94	1.90	1.86	1.83	1.81	1.78
89	3.95	3.10	2.71	2.47	2.32	2.20	2.11	2.04	1.99	1.94	1.90	1.86	1.83	1.80	1.78
90	3.95	3.10	2.71	2.47	2.32	2.20	2.11	2.04	1.99	1.94	1.90	1.86	1.83	1.80	1.78

Lampiran 14 Tabel t

Titik Persentase Distribusi t (df = 81 –120)

df \ Pr	0.25	0.10	0.05	0.025	0.01	0.005	0.001
	0.50	0.20	0.10	0.050	0.02	0.010	0.002
81	0.67753	1.29209	1.66388	1.98969	2.37327	2.63790	3.19392
82	0.67749	1.29196	1.66365	1.98932	2.37269	2.63712	3.19262
83	0.67746	1.29183	1.66342	1.98896	2.37212	2.63637	3.19135
84	0.67742	1.29171	1.66320	1.98861	2.37156	2.63563	3.19011
85	0.67739	1.29159	1.66298	1.98827	2.37102	2.63491	3.18890
86	0.67735	1.29147	1.66277	1.98793	2.37049	2.63421	3.18772
87	0.67732	1.29136	1.66256	1.98761	2.36998	2.63353	3.18657
88	0.67729	1.29125	1.66235	1.98729	2.36947	2.63286	3.18544
89	0.67726	1.29114	1.66216	1.98698	2.36898	2.63220	3.18434
90	0.67723	1.29103	1.66196	1.98667	2.36850	2.63157	3.18327
91	0.67720	1.29092	1.66177	1.98638	2.36803	2.63094	3.18222
92	0.67717	1.29082	1.66159	1.98609	2.36757	2.63033	3.18119
93	0.67714	1.29072	1.66140	1.98580	2.36712	2.62973	3.18019
94	0.67711	1.29062	1.66123	1.98552	2.36667	2.62915	3.17921
95	0.67708	1.29053	1.66105	1.98525	2.36624	2.62858	3.17825
96	0.67705	1.29043	1.66088	1.98498	2.36582	2.62802	3.17731
97	0.67703	1.29034	1.66071	1.98472	2.36541	2.62747	3.17639
98	0.67700	1.29025	1.66055	1.98447	2.36500	2.62693	3.17549
99	0.67698	1.29016	1.66039	1.98422	2.36461	2.62641	3.17460
100	0.67695	1.29007	1.66023	1.98397	2.36422	2.62589	3.17374
101	0.67693	1.28999	1.66008	1.98373	2.36384	2.62539	3.17289
102	0.67690	1.28991	1.65993	1.98350	2.36346	2.62489	3.17206
103	0.67688	1.28982	1.65978	1.98326	2.36310	2.62441	3.17125
104	0.67686	1.28974	1.65964	1.98304	2.36274	2.62393	3.17045
105	0.67683	1.28967	1.65950	1.98282	2.36239	2.62347	3.16967
106	0.67681	1.28959	1.65936	1.98260	2.36204	2.62301	3.16890
107	0.67679	1.28951	1.65922	1.98238	2.36170	2.62256	3.16815
108	0.67677	1.28944	1.65909	1.98217	2.36137	2.62212	3.16741
109	0.67675	1.28937	1.65895	1.98197	2.36105	2.62169	3.16669
110	0.67673	1.28930	1.65882	1.98177	2.36073	2.62126	3.16598
111	0.67671	1.28922	1.65870	1.98157	2.36041	2.62085	3.16528
112	0.67669	1.28916	1.65857	1.98137	2.36010	2.62044	3.16460
113	0.67667	1.28909	1.65845	1.98118	2.35980	2.62004	3.16392
114	0.67665	1.28902	1.65833	1.98099	2.35950	2.61964	3.16326
115	0.67663	1.28896	1.65821	1.98081	2.35921	2.61926	3.16262
116	0.67661	1.28889	1.65810	1.98063	2.35892	2.61888	3.16198
117	0.67659	1.28883	1.65798	1.98045	2.35864	2.61850	3.16135
118	0.67657	1.28877	1.65787	1.98027	2.35837	2.61814	3.16074
119	0.67656	1.28871	1.65776	1.98010	2.35809	2.61778	3.16013
120	0.67654	1.28865	1.65765	1.97993	2.35782	2.61742	3.15954

Catatan: Probabilita yang lebih kecil yang ditunjukkan pada judul tiap kolom adalah luas daerah dalam satu ujung, sedangkan probabilitas yang lebih besar adalah luas daerah dalam kedua ujung